

OFFICERS:

President:

Graham Baker
843-687-5417
gpb65@aol.com

Vice President:

Carolyn Brackett
843-381-0574
Carolb501@yahoo.com

Secretary:

Elaine Holmes
843-629-0397
rholmes005@sc.rr.com

Treasurer:

Martha Herbert
843-669-8615
pudcat@bellsouth.net

INSIDE THIS ISSUE:

Note from your President 1

Monthly Meeting Presentations 1

Work Day 1

2011 Challenge 2

Quilt Entry Form 2

Minutes from the April Meeting 3

Chair Persons for 2011 3

Recipe 4

Sewing Tips 4

Newsletter Info 4

Quilt Shows and Dates to Remember 4

Swamp Fox Quilters



VOLUME 31 - ISSUE 04

APRIL 2011



Quilt found at <http://saltcreekquilts.wordpress.com>

A Note from your President...

April's meeting was great! Lots of energy and show & tell! Fun! We are doing tons of charity work! Love it! I am so very pleased to see so much giving! Thank You.

The Quilts that will be sent to Japan, Honda has offered to pay for

their shipping. That is very generous. Thank You Akemi & Honda.

I want to Thank Carolyn Brackett for another wonderful guest speaker. Judy Lilly is a wonderful Quilter and Teacher. Her work is great and I enjoyed seeing it so very much.

I hope to see you all at the May meeting! Don't forget to bring your quilt to turn in for the Guild Challenge and money for the Luncheon.

~Graham

Monthly Meeting Presentations

May 5, 2011 at 9:30am - A presentation by Jerre Reese

June 2, 2011 - TBD. Our annual Guild Challenge Quilt reveal at the Hartsville museum.




July - No Meeting

REMEMBER TO BRING THE FOLLOWING:

- Name Tag
- Paper for Taking Notes
- Show and Tell
- Camera


Work Day

During our work day in April, Rita Tompkins instructed us on how to make fabric origami flowers. It was a fun experience and gave us all a great opportunity to expand our skills. The techniques shown were from the Book



Fantastic Fabric Folding by Rebecca Wat and can be found in the Guild Library.

During workday on **May 19**, there will be a demo on how to make Marvelous Miters. This will be the perfect opportunity to learn a new technique to add to your quilting repertoire or to help you brush up on your current mitering skills. Hope to see you all at work day!



Double sashing 9 patch from Maryquilts.com

2011 Challenge - "Nine Patch"

The time is now upon us. Our Challenge quilts need to be turned in at the **May meeting**. If you did not pick up an entry form at the March or April meeting, you can download it off the Guild website on the "Challenge Quilt" page or use the form below. Quilt turn in will go much smoother and quicker if these forms are already filled out **before you come to the May meeting**.

Quilts will be accepted between 8:30am and 9:30am. No quilts will be accepted once the meeting is called to order at 9:30am.

When turning in your quilt and rod, please have your name on everything, including the bag used to hold the quilt and your mini identical 9 patch block. If you have more than one quilt in your bag, please also note that next to your name on your bag. This information helps make the process of taking down the quilts a more enjoyable and organized experience for those who are asked to take on this task.

Also be prepared to pay \$13.25 in **cash in exact change** in order to participate in the luncheon that will be held at the Hartsville Country club after the meeting. To help keep things organized, please put your money in an envelope with your name and "June Luncheon" written on the outside.

Nine Patch

Swamp Fox Quilters 2001 Challenge

Title of Quilt _____

Made by _____

Quilted by _____

What inspired you:

Quilt book/pattern _____

Imagination/original design _____

Picture/photograph _____

Other _____





Size width _____ length _____

round diameter _____

Value for insurance _____

Signed _____

Date _____





Minutes of the Meeting of Swamp Fox Quilters Guild

April 7, 2011

John Calvin Presbyterian Church Florence SC



Pres. Graham Baker called the meeting to order at 9:30 a.m.
Gloria Walls reported attendance at 43 members and 1 visitor.
Martha Herbert reported a balance of 4,161.08

- ◆ There were three corrections to the minutes. Rita Tompkins, not Rita Studdard gave the appliqué lesson at last work day. The May program will be presented by Jerre Reese, not Jenny Reece. Challenge quilts are to be turned in at the May meeting between 8.45 an and 9:30, not 9:45am. The minutes were accepted with corrections.
- ◆ Guild members are making quilts to be sent to Japan . Akemi has a friend in Florence who know people in Japan that have been affected by the recent events. Martha Herbert made a motion that the guild pay for the postage to mail quilts to Japan. The motion was seconded and passed.
- ◆ Carolyn Brackett announced that Jerry Reese will give a presentation at the May meeting, and Joann Amodin will give a beading presentation at the September meeting.
- ◆ Rita Tompkins will give a Origami Flower lesson at April 21 work day. She give out a list of supplies needed. May work day lesson will be about miters. There will be a book in the library on the subject.
- ◆ Daisy Bethea reported that a total of 70 pillowcases were donated to McLeod Hospital so far.
- ◆ Sara Simons suggested that we contact the Hospice and see if they would accept quilts for patients.
- ◆ Frances Kelley was elected Secretary of QSC. She reminded members that dues are \$20.00 a year . You must be a member to attend the Spring Meeting and the Fall Retreat. She is selling tickets for the QSC quilt.
- ◆ Lorene Arnette reported she gave press releases about our meetings to papers in Myrtle Beach and Darlington.
- ◆ Ray Vance reminded members that challenge quilts must be turned in at the May meeting between 8:30 am and 9:30 am. The luncheon cost is \$13.25 , and must be paid in cash in an envelope with your name on it also at the May meeting. Remember to include you sample 9 patch block with your entry.
- ◆ Library drawing was won by Shirley Fahey.
- ◆ Jim Fahey is making a data base of the library books.
- ◆ The Make It Bake It Grow at the October meeting will be chaired by Karen Preston. Tish VonHagel will be the auctioneer.
- ◆ Karen Kirkland will chair the 2012 Challenge. Theme is Quilting in the Carolinas.
- ◆ Peggy Jones's husband won the sewing machine door prize at the Swan Lake Quilt Show.
- ◆ Ed Valentin donated a handmade doily for a door prize. Door prizes were won by: Jan Davis, Carolyn Brackett, Donna Chapman, Lorene Arnette, Queen Hamlin and Leah Malasky.
- ◆ Show and Tell: 22 members participated. Included were 11 pillowcases, 7 quilts and 9 rice bags, all donations to local projects.
- ◆ Judy Lilly presented a truck show.

Chairpersons for 2011

2011 Challenge "Nine Patch": Ray Vance and Alice Hulsey

2012 Challenge "Quilting in the Carolinas": Karen Kirkland

Annual Make it, Bake it, Sew it, Grow it: Karen Preston

Civil War Re-enactment: Tish VonHagel

Community Services: Daisy Bethea

Correspondence: Sara Simons

Public Relations: Lorene Arnette

Historian: Akemi Murakoshi and Jim Fahey

Library: Donna Chapman

Membership: Gloria Walls

Newsletter and Website: Leah Malasky

Workday: Rita Tompkins

QSC Liaison: Frances Kelley





Swamp Fox Quilters

146 Spring Street
Darlington SC 29532



Ingredients

1 (9 inch) unbaked pastry shell
3/4 cup sugar
2 tablespoons cornstarch
1 cup water
1 (3 ounce) package strawberry gelatin
4 cups sliced fresh strawberries
fresh mint

Directions

1. Line unpricked pastry shell with a double thickness of heavy-duty foil. Bake at 450 degrees F for 8 minutes. Remove foil; bake 5 minutes longer. Cool on a wire rack.
2. In a saucepan, combine the sugar, cornstarch and water until smooth. Bring to a boil; cook and stir for 2 minutes or until thickened. Remove from the heat; stir in gelatin until dissolved. Refrigerate for 15-20 minutes or until slightly cooled.
3. Meanwhile, arrange strawberries in the crust. Pour gelatin mixture over berries. Refrigerate until set. Garnish with mint if desired.

SEWING TIPS


To save a little money on quilting supplies check out your local hardware store. They sell an item called rug cutters that is the exact same thing as the rotary blades used for cutting fabric and they sell for one third the price. They also have clamps, tweezers, gloves, and storage bins that are perfect for quilting. So next time your out shopping head to the hardware store with a quilting frame of mind.

When cutting out your patterns made of tissue paper, save the scraps and trace your paper piecing patterns onto them. They are easy to see in bright light and tear away easily. You can also use the tissue from old patterns that you no longer want or need.

News Letter Information

If you have any information or photos you want to add to the newsletter or the website, call or email Leah before the second Thursday of the month.

Leah Malasky
lmalasky@gmail.com
843-598-1585



Quilt Shows and Dates to Remember

September 16-18, 2011 - Georgia Celebrates Quilts at Cobb County Civic Center, Marietta, GA. Presented by the East Cobb Quilters' Guild. Raffle Quilt, Vendors, Silent Auction, Sewing Machine Raffle, Quilts, Quilts, Quilts. www.ecqg.com

October 7-8, 2011 - 2011 Fiber Art & Quilt Show at Cabarrus Arena & Events Center. 4751 Hwy 49 North ~ Concord, NC. Judged Show, Raffles, Door Prizes, White Elephant Sale, Silent Auction, 35+ Local and Regional Vendors. One Day pass \$5-Two day pass \$8. www.cabarrusquiltersguild.org

October 20-23, 2011 - QSC 2011 Pieceable Retreat.
Held at White Oak Conference Center, Winnsboro, SC

