

## OFFICERS:

### President:

**June Jenkins**  
843-676-9721  
jjenkins400@sc.rr.com

### Vice President:

**Carolyn Brackett**  
843-381-0574  
Carolb501@yahoo.com

### Secretary:

**Elaine Holmes**  
843-629-0397  
rholmes005@sc.rr.com

### Treasurer:

**Martha Herbert**  
843-669-8615  
pudcat@bellsouth.net

## INSIDE THIS ISSUE:

Note from your President 1

Monthly Meeting Presentations 1

Block of the Month 1

Rail Fence 2

Opportunity Quilt 2

Fabric Postcard Swap 2

Minutes from the April Meeting 2

Quilt Shows and Dates to Remember 3

Chair Persons For 2011 3

Recipe 4

Work Day 4

Newsletter Info 4

QSC Info 4

# Swamp Fox Quilters



VOLUME 31 - ISSUE 09

OCTOBER 2011



Quilt by Leah Malasky

## A Note from your President...

We had a fantastic *Make It, Bake It, Sew It, Grow It* auction! Karen Preston and her crew did a great job handling all the goodies brought in for the occasion and Tish was her usual funny self handling the live auction.

I don't have the figures before me but we brought in well over \$1,000 which will boost our treasury and give us funds for the pillow case project for abused children and/or those out of their home due to abuse at Christmas. These children will be under the care of the Pee Dee Coalition, who is very excited about this idea

Looking forward to seeing you in November!

June



## Monthly Meeting Presentations

**November 3, 2011 at 9:30 am** - Trunk show presented by Maxi Lardiere

**December 1, 2011** - Annual Christmas Luncheon. Will be held in the Banquet Hall instead of the normal meeting room. Time TBA.

**January 5, 2011 at 9:30am** - TBA

### REMEMBER TO BRING THE FOLLOWING:

- Name Tag
- Paper for Taking Notes
- Show and Tell
- Block of the Month
- Camera



## Block of the Month



We had a quite a number of festive blocks turned in during our October meeting. Congratulations to Lorene who won the drawing for these blocks.


The Theme for November is: **Rail Fence**.

You can use any fabrics for this this block, just make sure the block follows the rail fence pattern and finishes at 12.5 inches.


Instructions for this block are on page 2.

## Rail Fence Block Instructions

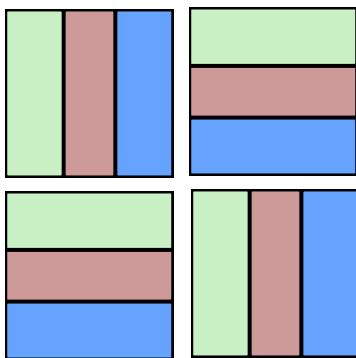
Cut three strips 2 1/2 x 26 inches. One Dark, One Medium, One Light.



Sew These three strips together.

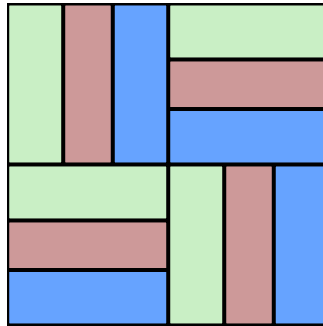


Out of the newly sewn strips cut four 6 1/2 inch blocks.



Arrange the 4 blocks so the two outer strips form a zig zag pattern.


Sew the blocks together and you have your rail fence block.



If you want to make the block from scraps. Cut four 2 1/2 x 6 1/2 inch rectangles from each color. Sew those into four 6 1/2 blocks and then sew those blocks together into a 12 1/2 inch block.



This quilt is 2 blocks by 2 blocks with an extra half block sewn at the bottom. For this layout, the darker strip was put in the center so the lighter and the darker fabrics create the rail fences.



This quilt is 3 blocks by 4 blocks.

## Opportunity Quilt



Ticket packets for the Opportunity Quilt are still available for those who have yet to pick them up or for those who need more to sell. See Martha or Gloria at the sign in desk at the next meeting.



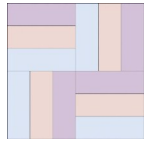
SFQ FABRIC

### POSTCARD SWAP

We have had some wonderful fabric postcards swapped these past couple months. If you want to join the fun bring one fabric postcard to the guild meeting next month complete with your return address. They are the perfect size to try a new technique. So bring a card next month. It isn't too late to join the fun !



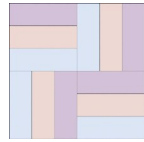
October Card made by Martha H.



## Minutes of the Meeting of Swamp Fox Quilters Guild

October 6, 2011

John Calvin Presbyterian Church Florence SC



The meeting was called to order at 9:45 am by President June Jenkins.  
The minutes were approved as written.

**MEMBERSHIP:** Gloria Walls reported there were 42 members present and 4 visitors.

**TREASURER'S REPORT:** Martha Herbert reported a current balance of \$2,535.38.

**PROGRAM COMMITTEE:** Carolyn Brackat announced Maxi Lardiere will present a trunk show at the November meeting.

**WORKDAY:** Rita Tompkins showed dresses for the "Little Dresses Project" that will be made at workday. Frances Kelley picked up donated fabric that will be used.

**LIBRARY COMMITTEE:** Frances Kelley won the drawing. Donna Chapman encouraged members to participate in the monthly drawing. Money collected is used to purchase new books for the Library. The Kingtree Quilt Guild is having a quilt show at the Williamsburg Home Town Chamber Office Monday thru Friday, 9:00am to 4:00pm the entire month of October.

**BLOCK of the MONTH:** Carol Lindler announced 22 blocks were turned in this month. November block is a rail fence. Lorene Arnette won the drawing.

**NEW BUSINESS:** June Jenkins suggested the Guild have a community outreach project for the Christmas luncheon. She proposed buying pillows and making pillowcases for each child at the Durant Children's Home. Ray Vance made a motion and Carol Lindler seconded it. The motion passed. Money made from the Make it Bake it will be used for the project.

Rita Tompkins announced that the October workday would be rededicated to making pillowcases for the Christmas project.

Submitted by  
Elaine Holmes. Secretary

## Quilt Shows and Dates to Remember

**October 2011 - Quilt show at the Williamsburg Home Town Chamber Office Monday thru Friday, 9:00am to 4:00pm the entire month of October.**

**October 28-29, 2011 - Autumn Splendor Quilt Show - Pickens, South Carolina, Pickens View Wesleyan Church, 744 Bethlehem Ridge Rd. Contact Phone: 864-246-4804 Website: upcountryquiltersguild.com**

**November 3-6, 2011 - International Quilt Festival -Houston, Texas George R. Brown Convention Center**



**Quilting:**

**Cat Tested  
and  
Approved.**



## 2012 Guild Challenge

The Theme for the 2012 Guild Challenge is "Quilting in the Carolinas". I hope everyone has started working on their quilts for this challenge. Be it either in the brainstorming stage, the selecting of fabrics, or already in the assembly stages. We want to have a great show next June. So lets get sewing. Just keep in mind the guidelines for this challenge:

Quilts must have been made in 2011 or 2012. There will be a limit of two quilts per member. No size Limit. No wearables.

## Chairpersons for 2011

**2012 Challenge "Quilting in the Carolinas":** Karen Kirkland

**Annual Make it, Bake it, Sew it, Grow it:** Karen Preston

**Civil War Re-enactment:** Tish VonHagel

**Community Services:** Daisy Bethea

**Correspondence:** Sara Simons

**Public Relations:** Lorene Arnette

**Historian:** Akemi Murakoshi and Jim Fahey

**Library:** Donna Chapman

**Membership:** Gloria Walls

**Newsletter and Website:** Leah Malasky

**Workday:** Rita Tompkins

**QSC Liaison:** Frances Kelley





## Swamp Fox Quilters

400 Olde Colony Lane  
Florence SC 29505

### Pineapple Upside Down Biscuits



#### Ingredients

1 (10-ounce) can crushed pineapple  
1/2 cup packed light brown sugar  
1/4 cup (1/2 stick butter), at room temperature  
10 maraschino cherries  
1 (12-ounce) package refrigerated buttermilk biscuits (10 count)

Preheat the oven to 400 degrees F.

Grease 10 cups of a muffin tin. Strain the can of crushed pineapple, save juice for later.

Combine the pineapple, sugar, and butter, and mix well. Divide the pineapple mixture among the muffin cups. Place a cherry in the center of each muffin cup, making sure cherry hits bottom of cup. Place 1 biscuit in each cup on top of sugar and pineapple mixture. Spoon 1 teaspoon reserved pineapple juice over each biscuit. Bake for 12 to 15 minutes, or until golden. Cool for 2 minutes. Invert the pan onto a plate to release the biscuits. Serve warm.

## News Letter Information

If you have any information or photos you want to add to the newsletter or the website, call or email Leah before the second Thursday of the month.

Leah Malasky  
lmalasky@gmail.com  
843-598-1585



## WORK DAY

Work day has been very productive these past couple of months. There have been projects lined up to help with our commu-



Quilt by Rita S.

nity outreach and lots of learning opportunities for trying new techniques.

The last workday for 2011 will be

November

17th. We can continue our work on pil-lowcases for abused children and dresses for Africa. Karen K. will also give us an informative lesson on Trapunto. So put November 17, 2011 on your calendar.

See you all at Workday.

## QSC - Quilters Guild of South Carolina

Anyone who resides in SC or is a member of a South Carolina quilters guild is eligible to become a member of QSC. Membership dues for QSC are \$20 a year. You can download an application from their website at [www.quiltersofsc.org](http://www.quiltersofsc.org).

Every member in good standing is entitled to cast a single vote in all matters to be decided by the membership, is invited to attend all meetings, and will receive a subscription to the newsletter and member directory.

