

## OFFICERS:

### President:

**Frances Kelley**  
843-332-8020  
fkelly321@bellsouth.net

### Vice President:

**Karen Kirkland**  
843-678-8635  
kirklandks@aol.com

### Secretary:

**Susan Rayment**  
843-679-3162  
susanrayment@aol.com

### Treasurer:

**Martha Herbert**  
843-669-8615  
pudcat@bellsouth.net

## INSIDE THIS ISSUE:

Note from your President	1
Monthly Meeting Presentations	1
Pieceable Retreat	1
Quilt Shows and Dates to Remember	2
Opportunity Quilt	2
Hand Embroidery Design	2
Committee Chair Persons	3
Minutes from the October Meeting	3
Snippets	3
Recipe	4
Sewing Tips	4
Newsletter Info	4

# Swamp Fox Quilters



VOLUME 30 - ISSUE 9

OCTOBER 2010

## A Note from your President...

planned a project for you to bring to the Christmas Luncheon but we want lots of "Show and Tell".

The auction was a great success and I think it out did last year's. We get better and better as the years go by. Thanks to all who participated in this event.

We had a great time at the Ovis Hill Farms fall festival on October 23. Harry Sue and I became artists and we will show off at the November Meeting.

~ Frances



The cool weather is great and really makes you think about Christmas. We have not

## Monthly Meeting Presentations

**November** - Donna Chapman will show us a great new way to make chapel windows! Meeting starts at 9:30am.

**December** - Don't miss our wonderful Christmas potluck! It will be held in the "big room".

### REMEMBER TO BRING THE FOLLOWING:

- Name Tag
- Paper for Taking Notes
- Show and Tell
- Camera

## Pieceable Retreat, QSC

The Pieceable Retreat was held on October 1-3, 2010. Swamp Fox Quilters had 18 members in attendance. The weather was great and 289 quilters had a great time. Approximately one-half of our group won door prizes. Some of the projects from the classes were shown at our October Meeting. Carolyn Brackett was chosen at the Spring Meeting to take a bag of UGLY fabric (that was given to her) and make a quilt for the retreat. She did a GREAT job and solved her problem of ugly fabric by over dyeing it. We are very proud of Carolyn.

We would love to have even more SFQ members attend the retreat next year. In order to attend you need to be a member of QSC, the state wide quilters guild. Dues are \$20 a year and are due annually on the month of your first application. Anyone who resides in SC or is a member of a South Carolina quilters guild is eligible to be a member of QSC. Membership forms can be acquired from Tish Von-Hagel, our current QCS representative, or can be downloaded from the QSC website at [www.quiltersofsc.org](http://www.quiltersofsc.org).

The next Peicable Retreat will be held October 20-23, 2011 at the White Oak Conference Center in Winnsboro SC. It isn't too early to schedule this event on your calendar.



Ugly Fabric Quilt  
Made by Carolyn Brackett

## Quilt Shows and Dates to Remember

**Sept 30 - November 14, 2010 - Gee's Bend Quilters are coming to Columbia South Carolina.** Exhibit will be on display at Richland County Library, Main Branch, 1431 Assembly Street, Columbia, SC. For more information visit [www.myrpl.com/geesbend](http://www.myrpl.com/geesbend)  
For 150 years, the women of this small, rural Alabama community have been passing down a tradition of quilting known for its bold, distinctive style, rich in African-American history and culture.

**October 29-30, 2010 - Quilts for 300 Years**  
New Bern, North Carolina. New Bern Riverfront Convention Center, 207 Front St. Contact Phone: 252-637-3788. The Twin Rivers Quilters Guild's bi-annual show will have a special display of historic quilts along with vendors, The Guild Boutique, demonstrations, raffle quilt and judged quilts.  
Admission is \$5.00 at the door. Website: [www.twinriversquilters.com](http://www.twinriversquilters.com)

**November 6, 2010 - Across Generations Quilt Show** 9am-4pm Lots of gorgeous quilts, Vendors for shopping. "Give Me Your Heart" Challenge from the Quilters of South Carolina. Parking FREE. Admission \$5. Bradley Building, USC Lancaster, 476 Hubbard Drive, Lancaster SC. For more info, call Cheri at 803-872-7309

**November 12-13, 2010 - Asheville One Stop Shop Hop**  
Fletcher, North Carolina  
Location: WNC Ag Center Expo building  
Contact Phone: 828-817-8297  
Website: [ashevilleonestopshop.com](http://ashevilleonestopshop.com)

**March 12, 2011 - Quilters of South Carolinas 2011 Spring Meeting** will be held March 12, 2011 in Orangeburg, SC and will be hosted by District IV.




Quilt Shown by Ray Vance during October Show and Tell.

## Hand Embroidery Design

The internet is full of free hand embroidery designs. With some clever searching you can find almost any themed design you are looking for. The Autumn themed design below comes from a website called Home Berries, [www.homeberries.com](http://www.homeberries.com).

On her "freebies" page she gladly states. "Please enjoy responsibly, share freely, get giddy, make your fingers sore..." You can enlarge this image to fit your needs or you can go directly to her web page to print out the original size as well as other wonderful hand embroidery designs.



HB©2006

## Opportunity Quilt for 2011

*"So many quilts, so little time"*



We had a great opportunity to sell tickets for our opportunity quilt during the play at Florence Little Theater last month. Lets keep this momentum going and find creative ways to sell even more tickets for this quilt. If you still need tickets, or if you need more tickets, you can pick them up at the next guild meeting. Lets have 2011 be our best year yet for our opportunity quilt!

SWAMP FOX QUILTERS

## Chairpersons for 2010

### 2011 Challenge "Nine Patch":

Ray Vance and Alice Hulsey

### Civil War Re-enactment and QSC Liaison:

Tish VonHagel

### Community Services:

Daisy Bethea

### Correspondence:

Sara Simons

### Public Relations:

Elaine Holmes

### Mystery Quilt :

Karen Kirkland

### Historian:

June Jenkins

### Library:

Donna Chapman

### Membership:

Ray Vance

### Newsletter and Website:

Leah Malasky

### Workday:

Judy Voss, Jan Davis & Rita Studdard

### Opportunity Quilt:


Elaine Holmes, Graham Baker & Beth Twedell

### Annual Make it, Bake it, Sew it, Grow it:

Graham Baker, Rita Studdard



Chair Quilt by  
[www.avintaetiara.com](http://www.avintaetiara.com)



## Minutes of the Meeting of Swamp Fox Quilters Guild

October 7, 2010

John Calvin Presbyterian Church Florence SC

Pres. Frances Kelley called the meeting to order at 9:30 a.m. Ray Vance reported attendance at 39 members and 4 guests.

Martha Herbert reported a balance of \$2,822.86  
September minutes were approved as written.

**Auction** - The Guilds annual Make It, Bake It, Sew It, Grow It was held during the meeting. The proceeds will go toward buying items for the Hardy Boys Home, this year's community quilt project.

**Community Quilts** - Chairperson, Daisy Bethea. Many quilts have already been turned in for the Hardy Boys Home and a few more are being worked on. The guild is also working on Duffel Bags for the Elizabeth Pettigrew Home; eight were handed in today.

**Opportunity Quilt** - One hundred and thirty seven dollars (\$137.00) was made selling tickets for the opportunity quilt during the running of the play A Big River at The Little Theatre in Florence. Tickets are available for those who want to sell more.

**Challenge Quilt 2011** - The Chairperson is Ray Vance and the theme is Nine Patch Variation.

**Ovis Farms Festival** - The Chairperson is Graham Baker who asked members to represent the guild on October 23rd with demonstrations and showing quilts.

**Retreat 2010** - Eighteen members of the guild went to the Quilters of South Carolina (QSC) retreat. Carolyn Brackat, who won the "Ugly Quilt" challenge at the QSC spring meeting showed her finished quilt at the Saturday evening celebration and received a standing ovation from the members.

**Show and Tell** - Fifteen people participated.

Submitted by Susan Rayment, Secretary

## Snippets

During Show and tell one of our guests showed us some magnificent quilts she made from photos. Her name was Rachele Apol. She teaches a class called "Quilts from Photos" and will be at Thomas Sumter Academy's "Holiday on the Hill" Nov 13th on Hwy 441 at Hwy 521, Dalzell SC. (Sumter Area) and will be taking registrations for a variety of quilting classes at that time. For more information call 803-512-0177 or email [apolfamily@yahoo.com](mailto:apolfamily@yahoo.com). If you would like her to come to our guild and do a workshop or trunk show, then please let your guild Vice President know of your interest.

Fabric in Beth's Shop, Sew Unique, is currently 25% off, with some fabrics up to 30% to 50% off. So make sure you stop by her shop next time you are in need of that specific fabric.

The Code of Laws of South Carolina, 1976, Title 59, Article 5, Section 59-111-320 grants **free college tuition** to citizens who are sixty years or older. If you've ever wanted to take a college class, earn a degree, or simply learn more about something you're interested in, take advantage of the free tuition benefit that's offered to South Carolina's senior citizens. Seniors have a lot to offer younger generations, and you are **never** too old to learn something new.



## Swamp Fox Quilters

1105 Kelleybelle Road  
Hartsville SC 29550



### Caramel Puffs

Dip marshmallows halfway into the warm caramel. Let the excess drip off, then dip in crushed pretzels and place on a lightly oiled parchment-lined baking sheet until set. Drizzle with melted chocolate.



### Caramel Turtles

Stir 1 1/3 cups chopped nuts into the warm caramel; cool until the mixture is thick enough to hold its shape. Drop spoonfuls onto an oiled parchment-lined baking sheet; let set. Top with melted chocolate and sprinkle with coarse sea salt.

### How to Make Caramel

Mix 2 cups sugar, 1/4 cup light corn syrup and 1/2 cup water in a small saucepan. Bring to a




boil over medium-high heat, stirring just until the sugar dissolves. Cook, swirling the pan (do not stir), until the mixture is light amber and a candy thermometer registers 320 degrees, 8 to 10 minutes. Remove from the heat; slowly whisk in 1/2 cup heavy cream, then 2 tablespoons unsalted butter, 1 teaspoon vanilla extract and a pinch of salt. Return to low heat and whisk until smooth. Let cool until the caramel is thick enough to coat a spoon.

Recipes from [foodnetwork.com](http://foodnetwork.com)

## News Letter Information

If you have any information or photos you want to add to the newsletter or the website, call or email Leah before the second Thursday of the month.

Leah Malasky  
[lmalasky@gmail.com](mailto:lmalasky@gmail.com)  
843-598-1585



### Olfa Cutting Mat Tips from Olfa.com

#### Keep it clean.

Try cleaning your rotary mat with an art gum eraser found at your local artists supply store. It will pull the fibers out of the mat without gumming it up and leaves no residue.

#### Eliminate odors in a snap.

Sometimes you may notice a plastic smell coming from your rotary mat. To reduce the odor, try wiping your mat with equal parts mixture of white vinegar and water. Let air dry.

#### Make your rotary mats last longer.

To avoid excessive wear, don't cut repeatedly in the exact same spot. When your mat becomes nicked and worn in the area you use for cutting, flip it around and use the opposite side or end. Using a clean, unmarked surface will double the life of your mat AND your blades. You can also use the back of your mat. And remember, don't leave your mat sitting in the hot sun, in a hot car, or put it near a heating source. Your mat will become warped and will be useless and dangerous for cutting.