

OFFICERS:

President:

Frances Kelley
843-332-8020
fkelly321@bellsouth.net

Vice President:

Karen Kirkland
843-678-8635
kirklandks@aol.com

Secretary:

Susan Rayment
843-679-3162
susanrayment@aol.com

Treasurer:

Martha Herbert
843-669-8615
putcat@bellsouth.net

INSIDE THIS ISSUE:

Note from your President 1

Monthly Meeting Presentations 1

Quilt Challenge Guidelines 2

Quilt Shows and Dates to Remember 2

Newsletter Info 2

2011 Challenge Quilt 2

Minutes from the December Meeting 3

Treasurer's Report 3

Membership News 3

Recipe 4

Thread Tips 4

Swamp Fox Quilters



VOLUME 30 - ISSUE 11

DECEMBER 2010



A Note from your President...

The December luncheon meeting was fun, but yet sad as it was the end of two great years for me as President.

Thanks for your support over the past two years. You can be pleased with the guild's (your) accomplishments.

Thanks for the special quilt blocks you gave me. I really can't believe that I had not heard anything about the blocks. This will be one special quilt that I will definitely finish. I will think of the Swamp Fox Quilters when I use it.

I pledge my full support to Graham and her team and know the SFQs will continue to grow and achieve great things. Looking forward to seeing all of you in January.

Merry Christmas and Happy New Year
Thanks again for two great years.

~ Frances

Monthly Meeting Presentations

January - No Scheduled Program. We will have a regular business meeting followed by show and tell. Meeting Starts at 9:30am.

REMEMBER TO BRING THE FOLLOWING:

- Name Tag
- Paper for Taking Notes
- Show and Tell
- Camera

February - YLI will be talking about threads and doing a workshop on the following Friday. Cost for the 6 hour workshop is \$15. The presenter will supply threads for the class.



Deck the Halls with Nine-Patch and Holly
Pattern by JWD Publishing

Ask not what your fabric can do for you, but what you can do for your fabric.

New Quilt Challenge Guidelines

The Executive Board of the Swamp Fox Quilters has established the following guidelines from suggestion of the members. These guidelines are to be used for future quilt challenges.

There will be a 3 member committee appointed by the President to decide the theme each year.

Voting categories will be as follows:

- Best of Show
- Best Use of Theme
- Best Machine Quilted
- Best Hand Quilted
- Best Appliquéd
- Best Pieced
- Best Art Quilt



Any special requirements must be included at the time the theme is announced.

This will allow members to know what categories will be used to judge the quilts before they begin their quilts.

News Letter Information

Anything exciting happening in your life that you would like to share with the guild? Or do you know of something exciting happening to one of your guild members? If so, don't hesitate to email or call me with the news and I can add it to the newsletter. We love to know what is going on in your life.



Do you have photos of quilts that you had to give a way before show and tell? Email them to me or bring a copy to the guild meeting and I can put them in the next newsletter.

Leah Malasky
lmalasky@sc.rr.com
843-598-1585

Quilt Shows and Dates to Remember

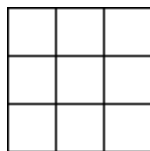
January 20-23 - Tybee Time Quilt Retreat. Held at Tybee Island, GA. The hotel is \$89 per night for 2 attendees, which includes a hearty breakfast buffet. The cost for the retreat is \$200 which includes the classes, several meals, sewing and non-stop fun. For more information visit www.colonialquilts.us.

March 12, 2011 - Quilters of South Carolinas 2011 Spring Meeting will be held March 12, 2011 in Orangeburg, SC and will be hosted by District IV.

June 2-5, 2011 - North Carolina Quilt Symposium 2011 at Peace College, sponsored by Raleigh's [Capital Quilters Guild](http://www.capitalquilts.com). It's three days of classes, lectures, and fun, with everything from traditional piecing and appliqué, to beading, surface design and art quilting. Registrations packets will be available online at <http://ncqsi.org/> in early January 2011.

2011 Guild Challenge

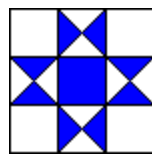
2011 will soon be upon us, and so will the due date for our Challenge quilts. Ray gave us some good samples of what she meant by "Nine Patch Variation" during one of the guild meetings. As a reminder, here are some photos to help inspire you and get those creative juices flowing.



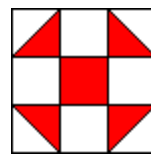
Basic 9 Patch

Basic Nine Patch - 9 squares all the same size sewed in three rows of three.

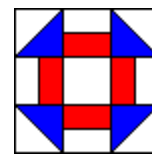
Variation Nine Patch - Same 9 squares, all the same size, placed in three rows of three, but each square can take on a life of its own as shown in the examples below.



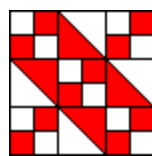
Ohio Star



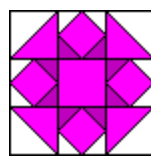
Shoo Fly




Churn Dash



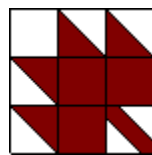
Jacob's Ladder



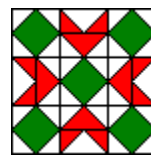
Hidden Star



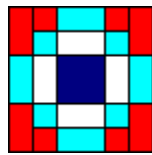
Thrifty



Maple Leaf



Jolly Bells



Antique Tile

You can see even more variations at this web address:
<http://www.quilt.com/Blocks/NinePatchBlocks.html>



Minutes of the Meeting of Swamp Fox Quilters Guild

December 2, 2010
John Calvin Presbyterian Church Florence SC

TREASURER'S REPORT

Pres. Frances Kelley called the meeting to order at 11:00 a.m.
Ray Vance reported attendance at 46 members and 4 guests.
Martha Herbert reported a balance of \$3,544.97

Starting Balance	\$ 3,830.12
Expenses	
Newsletter	\$ (43.77)
Gift Certificates	\$ (37.80)
Books	\$ (37.48)
Gifts for Billy Hardee Boys Home	\$(453.90)
Billy Hardee Boys Home	\$(26.70)
Total Expenses	\$(599.65)
Deposits	\$ 314.50
Ending Balance	\$3,544.97

Christmas Luncheon – Frances Kelley presented Wayne Chapman, CEO of the Billy Hardee Boys Home with gifts for all the boys. Each boy received a quilt made by members of the guild. The home also received gifts for use by the boys including a DVD Player, movies, wee games, sports equipment (i.e. basketballs, footballs) and toiletries. Mr. Chapman graciously accepted the gifts on behalf of the boys and answered many questions from members.

Dues 2011 – Dues are \$15.00 and many members include an extra \$5.00 that the guild donates to Breast Cancer.

February Program – Karen Kirkland has organized a workshop by a YLI representative on the Friday following the February meeting from 9a.m. to 3p.m. There are a few spaces open. The cost is \$15.00

Show and Tell – Seventeen (17) members participated in show and tell

Signature Quilt Blocks – Karen Kirkland presented Frances Kelley with the signature quilt blocks made by the members in recognition of her leadership and many contributions to the guild over the last two years. Karen had glycerin soaps made in many fragrances for all members of the guild.

Door Prizes were won by the following: Pam Bishop, Gloria Walls, Peggy Andrews, Robin Cook, Marie McIntyre, Peggy Jones, Wanda Moody, June Jenkins, Karen Kirkland, Lucy Huggins, Rita Studdard, Judy Colleti, Susan Rayment, Joy Henkel, Norma Barrett, Donna Chapman, Alice Hulse, Harry Sue Cockfield and Daisy Bethea.

Centerpiece give away – Table centerpieces were won by Beverly Nettles, Lorene Arnette, Karen Preston, Courtney Stukes, Ginny Newman, Carolyn Brackett, Nancy Callahan, Sara Simons, Elaine Homes

Introduction of New Officers – Frances Kelley introduced the new officers for 2011.

President	Graham Baker
Vice-President and Program Chairperson	Carolyn Brackett
Secretary	Elaine Holmes
Treasurer	Martha Herbert

Current Years Officers and Chairpersons – Frances Kelley presented everyone with gifts and thanked all of them for their service. Many had served for two years. Frances also made goody bags filled with sewing supplies for all members.

Submitted by Susan Rayment, Secretary



Membership News

We would like to welcome two new members to the guild.

Marie McIntyre
1834 Sunnyside Loop
Marion, SC 29571



Wanda Moody
P.O. Box 15012
Quinby, SC 29506

Welcome!



Tiny Treat Bags made by Leah M.



Swamp Fox Quilters

1105 Kelleybelle Road
Hartsville SC 29550

Apple Bavarian Torte



Ingredients

1/2 cup butter
1/3 cup white sugar
1/4 teaspoon vanilla extract
1 cup all-purpose flour
1 (8 ounce) package cream cheese
1/4 cup white sugar
1 egg
1/2 teaspoon vanilla extract
6 apple - peeled, cored and sliced
1/3 cup white sugar
1/2 teaspoon ground cinnamon
1/4 cup sliced almonds



Directions

Preheat oven to 450 degrees F(230 degrees C).

Cream together butter, sugar, vanilla, and flour. Press crust mixture into the flat bottom of a 9-inch spring form pan. Set aside.

In a medium bowl, blend cream cheese and sugar. Beat in egg and vanilla. Pour cheese mixture over crust. Toss apples with sugar and cinnamon. Spread apple mixture over all.

Bake for 10 minutes. Reduce heat to 400 degrees F(200 degrees C) and continue baking for 25 minutes. Sprinkle almonds over top of torte. Continue baking until lightly browned. Cool before removing from pan.



Thread Tips

To make thread behave for appliqué or regular sewing - run your needle and thread through a fresh dryer sheet, folded, and magic - no tangles or those tiny little nasty knots.

If you cannot find matching quilt thread, you can take a regular spool of thread; strip the paper ends off and submerge in warm paraffin for 10 minutes, then drain on a paper towel. Makes the best thread...glides through like butter.

For those who love appliqué and detest carrying around a whole bunch of spools of thread, buy one of those bobbin cases that are made of clear plastic and hold about 30 bobbins. They are made of clear plastic. Then fill the bobbins with all kinds of colors. This way you can clear out some of those nearly used up spools. Put the lid on and wrap a strong elastic band around. When you travel you have all the colors you need.