

OFFICERS:

President:

Dawn Myers

myers1715@roadrunner.com
843-917-0205

Vice President:

Beth Twedell

843-326-1627
sewunique4u@bellsouth.net

Secretary:

Theresa Maddox

931-510-8151
redhensr@yahoo.com

Treasurer:

Martha Herbert

843-669-8615
pudcat@bellsouth.net

INSIDE THIS ISSUE:

Note from your
President

1

Monthly Meeting
Presentations

1

Chairpersons 2015

1

Block of the Month

2

Quilt Shows and Dates

2

Membership News

2

February 2015 Minutes

3

Treasurer's Report

3

Quilt Inspiration

3

Mystery Quilt

4

Recipe

4



Swamp Fox Quilters



VOLUME 35 - ISSUE 2

FEBRUARY 2015

A Note from your President...

I am so pleased and excited about the progress shown on the quilts and pillowcases for this year's community service projects! It also appears that the team approach is a great success encouraging mentoring by the leaders and learning opportunities for newer quilters. What a perfect way to promote our purpose: "to educate, create, stimulate interest and unite members in the bonds of friendship through our shared appreciation of quilt making." Congratulations and thank you to all of our wonderful quilters!

~Dawn



Quilt made by Leah M.

Monthly Meeting Presentations

March 5, 2015 9:30 am - Class by Lyne Buske, "Curved Geese"

April 2, 2015 9:30am - Program by Annette Bowman, "What a nine patch can do for you."



Quilters Anonymous

Chairpersons for 2015

2015 Challenge : Susan Rayment

2016 Challenge: Martha Herbert, Joan Goodsell

2015 Opportunity Quilt: Elaine Tanner

2016 Opportunity Quilt: Rita Studdard & Team

Block of the Month: Joan Goodsell

Civil War Re-enactment: Tish Von Hagel

Community Service: Elaine Holmes

Correspondence: Sara Simons

Historian: Naomi Narita

Library: Bonnie Marsee

Membership: Rita Studdard

Newsletter and Website: Leah Malasky

Public Relations: TBD

QSC Liaison: Frances Kelley

Workday: Wanda Moody



Block of the Month March 2015


Theme: Bento Box
Size: 12 1/2 inches
Colors: 2 contrasting or complementary colors and 1 neutral

Cut 2 1/2 inch strips from both colors and from the neutral.

Subcut these strips as follows:

Neutral Cut: four 2 1/2 squares and four 4 1/2 x 2 1/2 inch rectangles
From EACH Contrasting or Complementary cut: two 2 1/2 inch squares, two 4 1/2 x 2 1/2, and two 6 1/2 x 2 1/2 inch rectangles.

Sew four quarter log cabin as shown at right. Make 2 of each color. Sew the resulting squares together so that the same colors are kitty corner to each other.



Bento Box quilt found on Craftsy.com

Bento Box Quilt done in blues found at: http://knitonequilttoo.typepad.com/knit_one_quilt_too/2008/06/blue-bento-box--done-and-gone.html



Sudoku Mystery Quilt Block Exchange

We need a few more people to sign up for the "Sudoku Mystery Quilt Block Exchange." For those of you not present at our February Meeting, we talked about a fabric exchange, based on the Sudoku Puzzles. We need nine (9) people to participate and each participant will provide one color (one time) to each of the other participants. It will take approximately one yard of fabric. We each will then construct our quilt to suit our on creativity, pattern, and satisfaction. Please consider joining in on this fun project.

Quilt Shows and Dates to Remember

March 13-14, 2015

Charlotte Quilter's Guild

Metrolina Tradeshow Expo

301 Norwalk Street

Charlotte, NC

<http://charlottequiltersguild.org/>

March 21, 2015 - QSC Spring Meeting -

A Charleston Tea Party

Omar Shrine Temple ~ 176 Patriots Point

Road ~ Mt. Pleasant, SC 29464

<http://www.quiltersofsc.org/>

May 28 - 31 2015

2015 N.C. Quilt Symposium Hosted

by Western North Carolina Quilt Guild

Bonclarken Conference Center, Flat Rock,

NC - <http://www.ncqsi.org/>

<http://www.ncqsi.org/>

August 21-23, 2015 - A Celebration of

Quilts Electric City & Prickly Fingers Quilt Guild Show

Anderson Civic Center, Anderson, SC

<http://www.andersonscquilters.com/>

October 16 & 17, 2015

CATAWBA VALLEY QUILT SHOW -

Hickory Metro Convention Center,

Hickory, NC

www.catawbavalleyquiltersguild.com

Membership News

There have been several additions and changes in the guild roster since it was handed out in February. Please add or correct your membership lists as follows:

Sue Chinich

726 Beaverdam Dr.,

Florence, SC 29501

843 665-9107

schinich@gmail.com

Emily Hodges

3258 Hampton Pte Dr.

Florence, SC

843-665-0893

flhgolf@aol.com

Courtney Stukes

2100 Twin Church Road,

Methodist Manor #40

Florence, SC 29501

843 669-7911

joestukes@sc.rr.com

Also for **Harriett Whitlock**

the email should be

lghmw@aol.com



Minutes of the Meeting of Swamp Fox Quilters Guild

February 5, 2015

Meeting called to order by Dawn Myers.
Welcomed visitors.

Correction to last month minutes was made,
Name of April Class is Anita Bowen. Martha
Hubert will be helping Elaine Holmes with 2015
Opportunity Quilt instead of Wanda Moody.

Treasurers report was given by Martha Herbert.
Rita Studdard gave membership report.
Susan Rayment gave report on the 2015 Chal-
lenge quilt, Labeling quilt, and attaching label to
quilt with clothes pin. Explained process to new
members.

QSC application will be mailed out. You must be
a member to attend retreats. This year it is in
Charleston SC.

Jackie Johnson won the Library drawing.

Rita Studdard and group will do the Opportunity Quilt 2016.

Guild is in need of Public Relations person. If anyone interested, get in touch with Dawn Meyers,
President.

2015 Service Projects:

Pillow cases for McLeod Children's Hospital

Quilts for Naomi House, adults and children. Adults need to be Full size 78X87 give or take few
inches. Naomi House has five adults and four children. Also discussed was Nurse Family Partner-
ship can use some baby quilts.

Tish Presented the Civil War Re-enactment and asked for volunteers to help out at the re-
enactment. Sign up sheet was passed around room.

Beth informed the guild about the names of presenters and classes through May.

Minutes submitted by Theresa Maddox

TREASURER'S REPORT

Starting Balance - Feb '15 **\$ 3717.43**

Credits

Library	\$8.00
Name Tags	\$.75
Fons and Porter	\$120.00
Breast Cancer Fund	\$5.00
Opportunity Quilt	\$140.00
Memberships	\$30.00
Interest	\$.04

Debits	
Photos	\$50.46
Program	\$175.00
Fons and Porter	\$180.00

Ending Balance **\$3635.76**

A Guild Library book is missing - the title is (something like) Curved Flying Geese. It was being passed around the room at the February meeting and disappeared. If someone accidentally picked it up, please bring it to the March meeting to be returned to the Library.

The 23rd SC infantry will be holding their Skirmish at Gamble's Hotel on March 7th and 8th. Please get with Tish and let her know which days you can come and help at the event.

More information about the event and directions to the re-enactment site can be found at the 23rd SC infantry website at www.23rdsc.com/.



Quilt Inspiration Easter Quilts Edition

A free pattern for a cute table top-
per that you can make as simple or
as elaborate as you like.

<http://amandamurphydesign.blogspot.com/2012/05/bloggers-quilt-festival.html>



Whack-A Bunny Quilt Pattern. Some of the circles have little bunny ears peaking out. The free pattern can be found at <http://www.theplaidscottie.com/2011/06/whack-bunny-pattern.html>



Carrot Table Runner free pattern from Better Homes and Garden. <http://www.bhg.com/holidays/easter/crafts/quilt-a-carrot-table-runner/>



Practice your reverse applique with this bunny hop pillow. You can easily change up the colors for a more pastel version for Easter. The Pattern can

be found online at <http://amerooniedesigns.blogspot.com/2011/04/bunny-hop-pillow.html>




Swamp Fox Quilters

1001 Fair Avenue
Hartsville, SC 29550

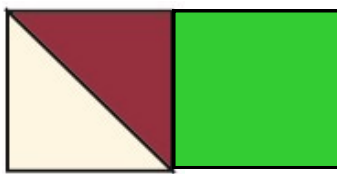
2015 Newsletter Mystery Quilt - Clue #2

This month we will be making 4 patches with our 144 HST (Half Square Triangles) and our green patches from last month along with some neutral squares we will cut this month.

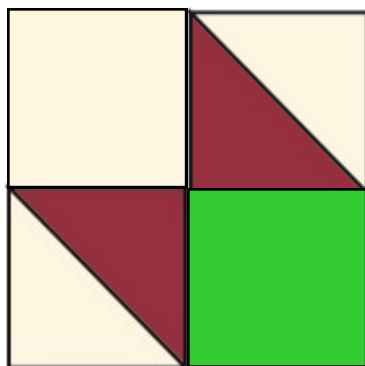
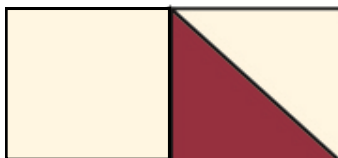


Step One: Start out by cutting seventy two (72) 2 1/2 inch squares from your neutral fabrics.

Step Two: Sew one HST to each of the 72 neutral squares and one HST to each of the 72 green squares you cut from step one. Make sure the HST has the pink fabric in the top right corner. See the images below for placement.



Step Three: Rotate the newly sewn rectangle with the neutral square 180 degrees. Sew it to the rectangle with the green square to make a four patch block that measures 4 1/2 inches. When finished you should have 72 four patches



Put these 4 patches aside while you wait for the next clue.

Coconut Macaroon Brownies



Ingredients

1 cup butter, softened
2 cups white sugar
4 eggs
1 1/2 teaspoons vanilla extract
2 cups all-purpose flour
3/4 teaspoon cream of tartar
1/2 cup unsweetened cocoa powder
1/2 cup chopped walnuts

4 cups unsweetened flaked coconut
1 (14 ounce) can sweetened condensed milk
1 tablespoon vanilla extract

Directions:

1. Preheat oven to 350 degrees F (175 degrees C). Grease and flour a 9x13 inch baking pan.
2. In a large bowl, cream together the butter and sugar. Beat in the eggs, one at a time, then stir in 1 1/2 teaspoons vanilla. Combine the flour, cream of tartar and cocoa; stir into the egg mixture until well blended. Fold in walnuts. Spread half of this mixture into the bottom of the prepared pan.
3. Make the middle layer. In a medium bowl, stir together the coconut, sweetened condensed milk and 1 tablespoon vanilla. Carefully layer this over the chocolate layer in the pan. Top with the remaining chocolate batter. Spread to cover evenly.
4. Bake for 45 to 50 minutes in the preheated oven, until top is no longer shiny. Cool in the pan before cutting into bars.

Recipe from Allrecipes.com

Easter Table
runner tutorial at
www.Sewwequilt.com/2012/03/its-month-of-runners-and-look-what.html

