

## OFFICERS:

### President:

**Dawn Myers**

myers1715@roadrunner.com

843-917-0205

### Vice President:

**Beth Twedell**

843-326-1627

sewuniqu4u@bellsouth.net

### Secretary:

**Elaine Holmes**

843-629-0397

rholmes005@att.net

### Treasurer:

**Martha Herbert**

843-669-8615

pudcat@bellsouth.net

## INSIDE THIS ISSUE:

Note from your  
President

Monthly Meeting  
Presentations

Chairpersons 2015

Membership News

Quilt Shows and Dates

Block of the Month

Minutes June Meeting


Recipe

Quilt Storage Tips

# Swamp Fox Quilters

VOLUME 35 - ISSUE 6

JUNE 2015



Challenge Quilt by Susan Rayment.

## A Note from your President...

Wow! The Swamp Fox Quilters certainly didn't let the limitation of "Black and White Plus One" stymie their creativity! The quilts currently on display at the Hartsville Museum are beautiful and, as always, inspiring. Congratulations to all winners and thank you to all who entered pieces. A special thank you goes out to Susan Rayment for coordinating the very successful 2015 Challenge.

Please put your thinking caps on to help us come up with more ideas for future workdays. Is there a new technique that you would like to learn? Do you need to tweak some of your current skills? Would you be interested in sharing your talents with others? Talk to Wanda Moody or me and we'll see what we can do! Remember – no meetings in July. See you in August!

~Dawn

## Monthly Meeting Presentations

**August 6, 2015 9:30am** - Presentation and class by Candace Hassan titles "A Maze Zing".

**September 3, 2015 9:30am** - Completed UFO Presentation. We will be showing off all the UFO's (Un-Finished Objects) we completed over the summer.

**October 1, 2015 9:30am** - TBA

**November 5,, 2015 9:30am** - TBA

**December 3, 2015** Time to be announced - Annual Christmas Luncheon. Please bring your favorite pot luck dish and your Show and Tell.

### REMEMBER TO BRING THE FOLLOWING:

- ☐ Name Tag
- ☐ Paper for Taking Notes
- ☐ Show and Tell
- ☐ Block of the Month
- ☐ \$1 for the Library Fund
- ☐ Camera

## Chairpersons for 2015

**2016 Challenge:** Martha Herbert, Joan Goodsell

**2016 Opportunity Quilt:** Rita Studdard & Team

**Block of the Month:** Joan Goodsell

**Civil War Re-enactment:** Tish Von Hagel

**Community Service:** Elaine Holmes

**Correspondence:** Sara Simons

**Historian:** Naomi Narita

**Library:** Bonnie Marsee


**Membership:** Rita Studdard

**Newsletter and Website:** Leah Malasky

**Public Relations:** Lorene Arnette

**QSC Liaison:** Frances Kelley

**Workday:** Wanda Moody



Challenge Quilt  
by Martha Herbert



## A Treasure

by Mildred Hatfield


It's more than a coverlet  
More than a spread,  
This beautiful quilt  
That graces my bed.

It's laughter and sorrow,  
It's pleasure and pain,  
It's small bits and pieces  
Of sunshine and rain.

It's a bright panorama  
Of scraps of my life –  
It's moments of glory,  
It's moments of strife.

It's a story I cherish  
Of days that have been.  
It's a door I can open  
To live them again.

Yes, it's more than a cover,  
This much-treasured quilt.  
It's parts pieced together  
Of the life I have built.



Challenge Quilt by Timi B.



Challenge Quilt by Bonnie M.

## Membership News

### Member Update:

Catherine Liger,  
her name preference is Kaye Liger  
Phone: 843-616-3340

### New member:

Sharon Wolff,  
1019 Outen Pond Rd.,  
Mt. Croghan, SC 29727,  
Phone: 843-634-2045  
Email: abbysmom1019@yahoo.com.

## Welcome!



Best Art Quilt, by Peggy O'Quinn

## Quilt Shows and Dates to Remember

**August 14 - 15, 2015 - 2015 Quilt Show Lake Norman** Quilters Talbert Recreation Center Mooresville, NC [lknquilters.wordpress.com](http://lknquilters.wordpress.com)

**August 21-23, 2015 - A Celebration of Quilts** Electric City & Prickly Fingers Quilt Guild Show

Anderson Civic Center, Anderson, SC  
<http://www.andersonscquilters.com/>

**October 2-4, 2015 - Asheville Quilt show "A Harvest of Quilts"** held at the WNC AG Davis Event Center. \$6 Admission, Free Parking. For Quilt Entry - applications must be mailed by August 24, 2015. An application can be downloaded from their website. Non-Member quilt admission fee is \$15. Quilts can be mailed in or dropped off.

[www.ashevillequiltguild.org](http://www.ashevillequiltguild.org)

**October 16 & 17, 2015**

**CATAWBA VALLEY QUILT SHOW -** Hickory Metro Convention Center, Hickory, NC

[www.catawbavalleyquiltersguild.com](http://www.catawbavalleyquiltersguild.com)

**October 16-18, 2015 - QSC Pieceable Retreat.** Held at the White Oak Conference Center, Winnsboro, SC. Not a member of QSC? Check out their website to join online.

[www.quiltersofsc.org](http://www.quiltersofsc.org)

**March 4-5 2016 - "Low Country Threads"**

presented by Cobblestone Quilters Guild  
Omar Shrine Temple, 176 Patriots Point St, Mt Pleasant, SC

[www.cobblestonequilters.com/](http://www.cobblestonequilters.com/)

## Block of the Month August 2015

**Theme:** Double Four Patch

**Size:** 12 1/2 inches

**Colors:** White, Red, and/or Blue

**Pattern:** From color, cut four 3 1/2 inch squares. From white, but four 3 1/2 inch squares. Sew one white to one color square. Repeat with the other three sets. Then sew two sets of these squares together to make a four patch. Make sure that the colored squares are opposite each other.

The next decision is yours. You will need two 6 1/2 inch squares. You may choose to make them with your white fabric or with your colored fabrics. Sew the 6 1/2 inch squares to a four patch. Repeat with the second set. Sew the resulting sets together. Your four patches should be diagonally placed.







## Minutes of the Meeting of Swamp Fox Quilters Guild




June 4, 2015

Dawn called the meeting to order at 12:40 pm. At the Hartsville Country Club.  
Treasurer Report: Martha Herbert reported current balance of \$4,326.12.  
Membership: Rita Studdard reported 32 members and 4 guests present.  
Dawn thanked Susan Rayment for a very successful annual challenge which was held at the Hartsville Museum earlier in the day.

The Winners are:

Category	First Place	Second Place
Best Use of Theme	Leah Malasky	Naomi Narita, Susan Rayment
Best Machine Quilting	Elaine Tanner	Leah Malasky
Best Hand Quilting	Pat Couch	Elaine Holmes
Best Applique	Joan Goodsell	Carrie Agans
Best Pieced	Leah Malasky	Naomi Narita, Susan Rayment
Best Art Quilt	Peggy O'Quinn	Joan Goodsell
Best of Show	Leah Malasky	

Quilters of South Carolina: Rosemary Carroll



Best Use of Theme, Best Pieced, Best of Show  
Quilt by Leah Malasky



Best Machine Quilting, by Elaine Tanner

er at the August meeting and will teach a class immediately following the regular meeting. Cost will be \$15.00. Contact Beth if you wish to participate. Members taking the class should bring a lunch.

**QSC:** Frances Kelley briefly explained QSC to new members and ask members to join a support our own Karen Kirkland, who is the new President. Dawn asked the membership if they would agree to donate another gift basket for the QSC fall retreat. Motion was made and seconded and carried to give Joan Goodsell \$50.00 to assemble a basket.

**Block of the Month:** Joan Goodsell showed the double four patch block using colors red, white and blue. Jonnie Britton won the blocks for June.

**Old Business:** Dawn asked Tish and Martha when their report would be completed on an Honorary Membership. Tish reported that their report will be presented at the August meeting.

**Show and Tell:** 9 members showed their work.

Submitted by  
Elaine Holmes, Secretary

Susan thanked her committee members for all their help with the challenge. Members who wore the colors in the challenge quilt were included in a drawing for a door prize. Pam Bishop won.

**2016 Challenge:** Joan Goodsell explained the theme for next year which is "it's a Small World." Quilts are limited in size to no less than 60 inches in circumference and No greater than 120 inches. No clothing, does not have to be a wall quilt and limit 2 entries per member.

**Opportunity Quilt:** Rita Studdard reported that the 2016 opportunity quilt top should be completed by the middle of July. Anyone interested in the job of quilting the raffle quilt should ask Rita for an information packet.

**Workday:** Wanda Moody Reported workday groups are finishing up their quilts soon. She is open to ideas on what new projects can be done at workday for the remainder of the year.

**Community:** Elaine reported that she has 11 kid's quilts, 4 adult quilts and 15 pillowcases.

**Program:** Beth Twedell corrected the information she gave at the May meeting for the August meeting, the name of the quilt pattern to be taught in the class is Amaze Zing Strip Quilt. Candace Hassen will be the program present-



Best Applique, Quilt by Joan Goodsell





## Plum Cake

### Ingredients:

- 3 eggs
- 1/2 cup butter, softened
- 1/2 cup white sugar
- 1 teaspoon lemon zest
- 1 cup all-purpose flour
- 1/2 teaspoon baking powder
- 1 1/4 cups plums, pitted and sliced

### Directions:

1. Preheat oven to 375 degrees F (190 degrees C). Grease and flour one 9 inch tube pan.
2. Separate the eggs. In a small bowl, beat the egg whites until stiff peaks form, and set aside.
3. In a large bowl, cream the butter or margarine with the sugar. Beat in the egg yolks and the lemon zest.
4. Stir together the flour and baking powder and then beat the flour mixture into the creamed mixture. Gently fold in the egg whites. Spread the batter evenly into the prepared pan. There will only be a little over an inch of batter. Arrange the plums, skin side down, attractively over the batter.
5. Bake in preheated oven until a tester inserted in the center comes out clean, about 40 minutes. Transfer to a cooling rack and allow to cool before serving.

Recipe from Allrecipes.com

OKAY, SO I DEFINITELY MESSED UP HERE, HERE, AND HERE...AND I MESSED UP HERE AND HERE, TOO...AND THE STITCHING IS MESSED UP RIGHT HERE. GOSH, IT FEELS GOOD TO TALK TO SOMEONE ABOUT ALL THIS, IT HAS REALLY BEEN WEIGHING ON ME!



## Quilt Counseling



Best Hand Quilting, by Pat Couch

## QUILT STORAGE TIPS

You've invested quite a bit of time and money in creating beautiful quilts and family treasures. Proper storage and care of your quilts is important not only to preserve them for future generations but also to ensure that you are able to use and enjoy them.

Here are some helpful tips for properly storing and caring for your quilts from [www.Craftsy.com](http://www.Craftsy.com):

**HANGING:** Many quilters like to display their quilts, however, sunlight, even indirect sunlight, can really fade the fabrics. If you hang your quilts where they are exposed to any type of sunlight, be sure to rotate them often to prevent the damaging effects of the sun on the fibers. I've learned a few lessons about this the hard way, and now, quilts that are in natural light areas of my home are rotated at least with every season. For more info, see our post on how to hang a wall quilt.

**FOLDING:** Folding quilts can cause deep creases that are unable to be removed. If you must fold your quilts for storage, folding them on the bias is the preferred way to do it. This helps prevent creases from forming. Also, refold quilts at least once a year.

**ROLLING:** Another good option for quilt storage is to roll them and put them on a closet shelf. By rolling your quilts instead of folding, you'll prevent creases from forming. Quilts can be rolled around cardboard tubes, but cover the tube with

all-cotton cloth to prevent acid from the cardboard from touching your quilt. Or, they can be simply rolled up individually. Rolled quilts require a little more room to store, but the results are worth it.

**LADDERS and CABINETS:** Quilts look beautiful displayed folded in cabinets or hung over ladder rungs. Again, refolding these quilts periodically so the fold lines are on different sections of the quilt can help prevent deep creases from forming.

**CLEANING:** Keeping your quilt clean and dry is another must to ensure that they retain their beauty for years to come. When washing a new quilt for the first time, try using Color Catcher sheets, which absorb dyes that might come from the fabrics. Always use gentle cleansers for your quilts. There are several specialty wash products, such as Soak, you might want to consider using. See our article How to Clean Quilts for more quilt washing tips.

**PROTECTING:** Quilts also need to be protected from products with acidity, and of course, quilts should be kept clean and dry to prevent the ruinous effects caused by dirt and developing mold.