

Swamp Fox Quilters

Swamp Fox Quilters Guild was started in 1980.

Our purpose is to educate, create, stimulate interest, maintain and record all matters pertaining to the making, collecting, and preserving of quilts and to acquire members and unite them in the bonds of friendship through our shared appreciation of quilting.

Swamp Fox Quilters meet the first Thursday of each month, excluding July. All meetings, unless otherwise noted, are held at 9:30 A.M. at the John Calvin Presbyterian Church, 2000 Marsh Avenue, Florence SC.

The third Thursday of each month, except July and December, is workday.



Officers:

President: Frances Kelley
FKelley321@bellsouth.net
 843-332-8020

Vice-President: Wanda Moody
 843-665-2225

Secretary: Elaine Holmes
rwjE005@gmail.com
 843-629-0397

Treasurer: Timi Bronson
All-sewed-up@roadrunner.com
 860-908-3894

Martha Update:



Martha paid us a surprise visit on Workday!

A Note from your President

To continue our goal of having fun this year, we were looking forward to welcoming Susan Edmonson as our March guest speaker. Unfortunately, because of a scheduling conflict, she was unable to come. However, thanks to Karen Kirkland, who stepped up and presented an OUTSTANDING trunk show, we were witness to a parade of her colorful, intricate quilts. In her inimitable style, she entertained us not only with a variety of patterns and colors, but also with the stories behind her quilts -- and always with a dash of her humor. We are fortunate to have such talented quilters as Karen in our guild. She is an inspiration to us all. Thanks again, Karen, for a delightful morning.

We also were privileged to have as our guests the representatives from the Nurse-Family Partnership, a public-private partnership program where registered nurses work with first-time, low-income parents. They help improve pregnancy outcomes and child health through age of two while also increasing the economic self-sufficiency of the families. The presentation by Kristen Miller and Susan Bailey brought tears to many eyes in the room. As President with Board concurrence, I would like to ask SFQ members to help the Nurse-Family Partnership. I would like us to make "tummy time" quilts to be given to NFP clients. These quilts will be used to put on the floor for the baby to play on. The sizes can vary but I would suggest they be at least the width of the fabric square (approximately 40 x 40) or larger.

Hope to see all of you at the Reenactment on March 12 and 13, 2016.


Have fun quilting.

Frances



Kristen Miller's presentation on the Nurse-Family Partnership that covers 4 counties of the Pee Dee.

Advanced-embroidery-designs.com
 (right) Gailsquiltpatterns (Etsy)



"Easter is Joining in a birdsong, Eyeing a sunrise, Smelling yellow daffodils, Unbolting windows and doors, Skipping through meadows, Cuddling newborns, Hoping, believing, Reviving spent life, Inhaling fresh air, Sprinkling seeds along furrows, Tracking in the mud. Easter is the soul's first taste of spring."

-----By Richelle E. Goodrich

An Upcoming May Class: Friday May 6th

Susan Congdon - Lattice Quilt

The money for the May class \$35 (includes a pattern) can be paid at the April meeting. Instructions including the supply list and cutting instructions will be given out when the class cost is paid. If you are taking the class and need help cutting, we will help you at Workday in March and April. The class will be all day on Friday, May 6, after our regular Thurs. meeting. It is a fun class and you will enjoy it. Hope to see you there.



Treasurer's Report March 3, 2016

Reconciled bank balance as of 2/29/16 \$4790.29

Income for February:

Class Kits and Fees	\$8.30
Burn Center Donations	25.00
Membership Dues	30.00
Library	11.50
Name Tags	.50
Raffle Quilt	<u>264.00</u>
	339.30

Expenses for February:

Burn Center Collected	\$ 180.00
Instructor Lunch	7.35
Newsletter	29.25
Photos	12.52
Postage	6.74
Program Mileage	84.70
Program	350.00
Supplies	<u>247.26</u>
	937.82

Loss for Month (598.52)

Chairpersons for 2016

2016 Challenge: Joan Goodsell, Martha Herbert

2016 Opportunity Quilt: Rita Studdard & Team

Block of the Month: Lorene Arnette

Community Service: Harry Sue Cockfield

Correspondence: Sara Simons

Historian: Naomi Narita

Library: Bonnie Marsee/Pam Bishop

Membership: Rita Studdard

Newsletter: Harriett Whitlock

Website: Leah Malasky

Public Relations: Lorene Arnette

QSC Liaison: Karen Kirkland

Workday: Susan Rayment

Monthly Meeting Presentations

April 7, 2016 9:30 A.M.

Jane Garrison from Rock Hill will lecture on different types of threads and their uses. She will be bringing a variety of threads and yarns for sale.

May 2, 2016 9:30 A.M.

Susan Congdon will be our guest speaker, followed by a class.

(Don't forget your nametag!)

March's Meeting Speaker: Karen Kirkland

Our own Karen Kirkland fascinated us with her presentation, a visual history of her 26 years of quilting. We watched in admiration as her life was documented in cloth. Thanks, Karen!



Minutes of the Meeting of the Swamp Fox Quilters Guild March 3, 2016

President Frances Kelley called the meeting to order at 9:30 am. She welcomed members and guests Kristen Miller and Susan Bailey from the Nurse and Family Partnership, who will present a program later in the meeting. Frances also reminded Board members that a meeting will directly follow the meeting.

Treasurer's report: Timi Bronson reported total income for the month was \$339.30 and expenses of \$937.82. Balance is currently \$4,790.29.

Membership: Rita Studdard reported 43 members present including one new member Karen Salomani.

Minutes from the previous meeting were approved as presented.

Opportunity Quilt: Rita Studdard reported that to date \$930.00 has been turned in from ticket sales. She reminded members that all tickets and money must be turned prior to lunch time Sunday March 13th at the reenactment.

Frances turned the meeting over to Kristen Miller who explained that the Nurse and Family Partnership is affiliated with McLeod Hospital and works with low income, first time mothers. They follow them from pregnancy through the first two years of the child's life teaching them how to take care of their baby and themselves. She said there is a need for baby quilts.

Reenactment: Tish VonHagel showed the project that will be offered during the weekend. She requested members lend her quilts to hang both days both inside the little building and outside. She will take quilts down at the end of each day and take them home for safe keeping. Please have your name on your quilt. Jan Davis has donated two period dresses for us the sell.

2016 Challenge: Joan Goodsell passed out entry forms for the upcoming challenge. Forms needed to be turned in with entry quilt at the May meeting. The luncheon following the June meeting at the Hartsville Country Club will cost \$14.00. This can be paid Timi Bronson any time from now to the May meeting. Joan reminded members the theme is "It's a Small World." Size is limited to between 60 inches and 120 inches in circumference. Members are allowed 2 entries.

Newsletter: Frances thanked Harriett Whitlock for the great job she is doing. Harriett passed out forms for members to fill out about themselves. She is going to profile a member each month so we can get to know each other a little better.

Library: Frances Kelley won the drawing.

Workday: Susan Rayment thanked Harriett Whitlock for teaching the Pincushion class at last workday. Ray Vance will teach a landscape class on March workday. The mug rug class will be moved to May workday. Rita will have kits at the April meeting cost will be \$4.00. Beth will not do a basic quilting class in March due to the landscape class.

Block of the Month: Lorene Arnette reported 22 blocks were turned in this month. The April block will be a basket block using some green and yellow and any other colors of your choice. Blocks should be 12 1/2 square unfinished. Do not construct block "on point". Blocks were won by Sara Simons.

Judy Voss thanked Harriett Whitlock for the wonderful St. Patrick Day themed refreshments.

Program: Karen Kirkland presented a trunk show of her journey through the world of quilting.

Show and Tell: 11 members participated.

Door prizes made by Frances Kelley and Harry Sue Cockfield won by Patty Hayes, Leah Malasky, Rita Tompkins and Jonnie Britton.

Submitted by Elaine Holmes, Secretary



Show and Tell: Joan Goodsell, Jonnie Britton, Rosemary Carroll



Show and Tell: Beth Twedell and Ed Valentine

Snack Table

Let's remember to give our thanks to the ones who fill our snack table each meeting. We appreciate their generosity. Their treats are always a welcome sight!

April: Wanda Moody
Gloria Browder
Peggy Jones


February Workday: Double the Fun

While Beth conducted a basic sewing skills class, Harriett led a group of enthusiastic sewers through the steps to make some pincushion designs. Their favorite: a cube pincushion, as evidenced in their smiles:



Raffle Quilt News and Civil War Re-enactment News March 12 and 13, 2016

The 2016 Raffle Quilt Team worked very hard to buy only quality materials using the biggest discounts with free shipping and no tax. Many hours were donated to put the top together and Timi Bronson quilted those beautiful feather designs all over at a deeply discounted price. Please remember to sell your tickets. Less than half of the membership have turned in their stubs. It takes all of us to make the raffle a success. Many thanks to the team, Jonnie Britton, Rosemary Carroll, Ramona Eggleston and Nancy Wright. It has been a pleasure to work with you.



This year's raffle ends with our drawing the winning ticket on the afternoon of Sunday, March 13th. Be sure that your ticket stubs are turned in before that drawing. If you can't come to the re-enactment and have no other way to get the tickets in, you can call me, Rita Studdard 843-383-9345, and we can arrange something.

Tip to Consider

Having trouble removing that piece of fabric from the middle or bottom of a tall stack? Put that 11 or 12-inch square ruler to another use: Slide it under that fabric, lift the other fabrics on top of that one with your hand and pull out the target fabric. This technique prevents any bunching up and wrinkling of the remaining ones.

Directions to the Columns

From Florence, on Highway 76 toward Francis Marion, turn left at the Flea Market. Go about 2 miles, turn right on the Old Marion Highway. The Columns is on the left about 2 miles down. (5001 Rankin Plantation Road for GPS)

Membership News

Welcome new member: Karen Salomani 403 English Park Rd., Marion, SC 29571

KSalomani@gmail.com

Please add renewing members:

Patti Hayes 1400 Wateree Tr., Hartsville, SC 29550 843-917-0322

pattihayes@roadrunner.com

Kathleen Percy 900 Ranch Rd., Florence SC 29506 843-617-1799

October21kp@yahoo.com



The Civil War Re-enactment at the Columns

The 2016 Challenge

Let's not forget to work on our challenge quilts to be turned in at the May meeting. This year's theme is "It's a Small World." The dimensions of the total perimeter must be between 60 in. and 120 in. Attached to the newsletter are the specific details of the challenge, the luncheon on June 2, and a copy of the entry form that must be filled out and turned in with the quilt in May.

Our congratulations to Leah Malasky. Her quilt below won 3rd place and Viewers' Choice awards at the Cobblestone Quilt Show, March 2016



Show and Tell: Ed Valentine, Lorene Arnette, Ray Vance, Harriett Whitlock, Wanda Moody



Spring Project: Bunny Hotpads

With spring around the corner, it's time to pull out those bunnies and Easter egg baskets. Thanks to a free project website, we have some rather cute little bunnies to applique to a hotpad, useful when we are dyeing those eggs. Made like a quilt with an extra layer of batting or Insulbrite, these can be whipped up in an hour or so. Great for Easter gifts for friends and family.

http://so-sew-easy.com/bunny-silhouette-hot-pad-tutorial/?utm_source=thesewingloftblog.com&utm_medium=referral&utm_campaign=pubexchange_articlebunnyhotpad



Bunny
Silhouette
Hot Pad Tutorial

Upcoming Shows

QSC is hosting its spring meeting in Spartanburg March 18-20, 2016, "Let the Good Times Roll in Sparkle City." Summit Pointe and Events Center, 805 Spartan Blvd., Spartanburg, SC. Classes are Friday and Sunday with the meeting and luncheon on Saturday. Hope to see you all there!

Upcoming Workdays

March 17: Landscape Quilt Class

Ray Vance will be guiding us through the process of making a landscape quilt. We will need to bring to class the following materials:

- a picture to guide our imaginations
- 2-3 layers of cardboard taped together, bigger than the background fabric
- fabric to glue the background to, larger than the scene (thin, cheap fabric)
- landscape material to make the scene, ex. Trees, birds, flowers
- 2 or more glue sticks
- scissors for cutting small items
- pins
- optional: easel, clamps to hold fabric to cardboard


April 21:

Beth will continue her basic sewing skills class. If you are taking the lattice class in May, you may want to bring your fabric and cutting supplies for a group cut-out session. Since Frances and Harry Sue have taken the class at the QSC Fall Retreat, they will be there to help us with the cutting and options for color placement.

May 19: Mug Rugs

Rita Studdard will lead us through the steps of making a mug rug. The kit is \$4.00.

Some of the Show and Tells: Ray Vance, Leah Malasky, Ramona Eggleston, Wanda Moody. Now doesn't Elaine look as if she's having quite a bit of fun. Bring a friend next time. Share the fun!



Spotlight on Our Members



Ray Vance

"Sewing is such a wonderful skill to learn. Not only is it handy when you need to adjust a hem or alter a pair of pants but it can lead to so much more as I discovered in 1984 when I made my first quilt.

Sine then Fabric Art has become my favorite pastime. Not only do I enjoy every step involved in making a quilt, landscape, wall hanging, basket or even a golf bag but also the joy that it brings to my family and friends that I make them for. I have especially grown fond of being asked to patch or repair a quilt because it lets me know that my gift is being loved, cherished and used, loved to pieces! Each and every day, I work on my craft and learn new and different ways to express myself through Fabric Art. All it takes is a pretty picture and some nice fabric to inspire me on my newest and next creation."



Timi Bronson (Member 2013)

Timi is a past member of the CT Modern Quilt Guild and the Clamshell Quilt Guild, and a current member of Coastal Carolina, Charlotte Quilters, and Modern Quilt Guild. "I started quilting in 1994 after a trip to Paducah with my Mom and sisters. I still had no interest in quilting until I saw the Art quilts displayed there. I have made a total of 3 bed quilts since then, have 1 that's been a UFO since 1994, all the rest of my quilts have been Art quilts.

My most recent favorite is WolfMoon made for the Fly Me to the Moon exhibit—the image that was in my head made it to fabric almost exactly. The there's Fall Oak—love the colors and techniques in this one—and Ode to Dreads, because it has to do with our daughter cutting off her nasty dreadlocks.

Originally I am from Pittsburgh, but have lived in New York, Mississippi, Calif., and Connecticut. Moved to Hartsville in 2013. I am a retired bookkeeper and have 1 daughter and 1 grandson. I won a fishing competition at age 5 in MN—caught a 7 lb. large mouth bass—beat adult males—thus began my love of fresh water fishing.

I paint—watercolor, oil, mixed media. My favorite vacation was to Montana."



Jonnie Britton (Member 2014)

"I still consider myself a beginner. None of my relatives quilted though my mother, grandmother and aunt all made beautiful clothes. I learned to sew doll clothes on my grandmother's sewing machine when I was very young. I recall that when I learned to finish edges on my doll's creations using a zigzag stitch, I thought that was the best thing! I took Home Ec in junior high school and began my 'real' sewing when Daddy gave me a Singer Touch and Sew machine. I made many of my school clothes. Fast forward about 40 years and I began watching YouTube tutorials by Jenny Doan of Missouri Star Quilt Company. That sweet lady made me believe I could quilt! I had admired quilts but knew that accurately cutting squares with scissors would not work for me. But Jenny had a rotary cutter! So I dusted off my old Singer Touch and Sew and dug out a bunch of scraps and began cutting strips to make string blocks on newspaper squares. Since seams don't have to be accurate and 'anything goes' I was hooked. Our young grandson even helped make those string blocks with me. I have been hopelessly hooked every since!

I still have lots to learn! I have not done hand quilting or any real applique, but I will eventually get there...I hope! For now, I am having a ball learning all kinds of patterns. I think the vintage blocks are so interesting and want to do every one I see.

All the quilts I've made are my favorite! But the one that I described above made by my grandson and me certainly has to be one of the most special because we made it together. It's a string block all in blues and was the first quilt I free motion quilted on my machine...what a time I had with that! For that reason, I named it Blue Challenge.

I am South Carolina born and bred! God put me in the South for a reason. I love our beautiful state and would not want to live anywhere else. Our son and daughter live near, as do our granddaughters and grandson. Since hubby retired we have spent more time traveling. We enjoy day trips to state parks and interesting places all over SC, vacations to Disney World and last year took a Dream Trip driving cross country with no agenda or reservations. And we even stopped in Hamilton, MO, and I got to meet Jenny Doan and give her a big hug!

I am continuously researching our genealogy and have written two books on our family history. I love to travel to old family homesites and churches, walk the cemeteries where relatives are laid to rest. Photography is another passion that combines well with our travels and genealogy. Scrapbooking, card making, and crafts of all kinds fill my time when I'm not researching family or quilting."



Gwynanne Sawyer (Member 2000)

Member of Swamp Fox and Pee Dee Patchwork Quilters

"The idea of quilting had been on my mind for as long as I can remember. I started my first quilt in 1987 (Orange Peel). My favorites are traditional patterns, hand piecing, needle turn applique, hand quilting. I get my inspiration from other quilters. My favorite quilt is 'Dahlia' because it is such a beautiful pattern! I've lived in Marion all my life, am retired, have 3 kids, 2 grands, and 3 greats. I read a lot. "