

OFFICERS:

President:

Dawn Myers

myers1715@roadrunner.com

843-917-0205

Vice President:

Beth Twedell

843-326-1627

sewunique4u@bellsouth.net

Secretary:

Position Available

Treasurer:

Martha Herbert

843-669-8615

pudcat@bellsouth.net

INSIDE THIS ISSUE:

Note from your
President

Monthly Meeting
Presentations

Quilt Shows and Dates

April 2015 Minutes

Treasurer's Report

Minutes Continued

Block of the Month

Chairpersons 2015

Mystery Quilt

Recipe

Swamp Fox Quilters

VOLUME 35 - ISSUE 4

APRIL 2015



A Note from your President...



Quilt shown during the April meeting.

My first contact with Swamp Fox Quilters was in the summer of 2011 when I heard about a quilt exhibit at the Hartsville Museum. Being a novice quilter, I stopped in one day to see the display and I was hooked! I picked up a brochure, checked out the website and the rest, as they say, is history. The Swamp Fox Challenge is a wonderful way to show the community who we are and what we do. I hope you share my excitement in this program. Remember to bring your completed quilts,

labeled and ready to hang to the May meeting and let's look forward to another great cooperative effort with the Hartsville Museum!

- Dawn

Monthly Meeting Presentations

May 7, 2015 9:30am - Sew In - Work on charity quilts or pillowcases or bring your own project. There will be a potluck lunch after the May meeting. A sign up sheet will be passed around in advance for the potluck lunch.

June 4, 2015 10:00am - Presentation of the 2015 Challenge quilts at the Hartsville at the museum with lunch to follow at the country club.

August 6, 2015 9:30am - Presentation and class by Candice Hassen "A trip around the world."

July: No Meeting

August 6, 2015 9:30am - Presentation and class by Candice Hassen "A trip around the world."

Also upcoming is the UFO Challenge Meeting

REMEMBER TO BRING THE FOLLOWING:

- ☐ Name Tag
- ☐ Paper for Taking Notes
- ☐ Show and Tell
- ☐ Block of the Month
- ☐ \$1 for the Library Fund
- ☐ Camera

Dates to Remember

August 21-23, 2015 - A Celebration of Quilts

Electric City & Prickly Fingers

Quilt Guild Show

Anderson Civic Center, Anderson, SC

<http://www.andersonscquilters.com/>

October 16 & 17, 2015

CATAWBA VALLEY QUILT SHOW -

Hickory Metro Convention Center,

Hickory, NC

www.catawbavalleyquiltersguild.com

August 14 - 15, 2015 - 2015 Quilt Show

Lake Norman Quilters

Talbert Recreation Center

Mooreville, NC

lknquilters.wordpress.com

October 16 - 18, 2015

Annual Pieceable Retreat

Quilters of South Carolina

White Oak Conference Center

633 Mobley Hwy, Winnsboro, SC 29180

www.quiltersofsc.org/Retreat.htm



Wallhanging by Leah M.



Minutes of the Meeting of Swamp Fox Quilters Guild



April 2, 2015

The April 2nd, 2015 Swamp Fox Quilters Meetings began promptly with Dawn Myers first welcoming all guests, visitors, and members and Anita Bowen and commented that two extra tables were needed to accommodate the increased participation this month. Dawn Myers then thanked Tish Von Hagel for all her work done at the Re-Enactment and also the other guild members who participated. Tish Von Hagel also thanked everyone who came and helped out. She has several items left in her care including two quilt stands, a framed picture of a cross stitched Confederate soldier and 2 wall hangings. These will be stored with the rest of the Re-Enactment plastic tubs at present time.

A memorial message was given to commemorate the passing of one of our long time quilter friends, Donna Chapman. A gorgeous quilt Donna made was placed on the stage in between 2 flower arrangements at her funeral. A book "Animal Parade Applique – Quilt Patterns for Children" was donated to our library anonymously in her memory.

Teresea Maddox resigned as Secretary for the guild and Dawn Myers is actively seeking a replacement. A substitute and former recording secretary Rita Tompkins took the minutes.

Alice Jones shared two quilts made by her grandmother and her quilting friends that had both hand and machine quilting. When asked how old the quilts are, Alice Jones said that her mother is 88 and she is 68 to give an indication of age. Alice Jones was looking for someone to finish the quilts either by hand or machine. Contact information is Alice Jones, 662-4019 or Alicej74@gmail.com.

Corrections and Additions to the February 2015 Minutes as given to Rita Tompkins by Dawn Myers for inclusion in the April Minutes:

BOM was won by Susan Chinich.

A motion was made, seconded and passed that the "Make it-Bake it-Sew it-Grow It fundraiser will be cancelled for this year and be considered in future years. Other fundraising activities will be explored for this year.

The QSC Spring Meeting will be held in Charleston this year. The QSC Retreat in October will be held at White Oak.

There are currently seven children in residence at the Naomi House.

Corrections to the March 2015 Minutes: Regarding the Challenge Quilt, The museum requested either a Photo or Fabric swatches.

Challenge 2015: Susan Rayment gave final corrections and instructions for the Swamp Fox Quilters Challenge. Your quilt entry should be submitted with either Photos or Fabric Swatches as requested by the Hartsville Museum to aid in the placement of the quilts esthetically and matching card to the correct quilt. If you are attending the Luncheon at the Country Club, bring \$14.00 cash to Rita Studdard at front table at the May meeting. Judy Voss and Susan Rayment will intake the quilts in the 1st classroom room apart from the main meeting. Make sure you have all paperwork, clothes pin, labeled quilt, and labeled bag. Susan said to check all rules. Susan Rayment reported that she has a group of people in place to hang the show.

Treasurer's Report. Martha Herbert was absent, so the actual figures are not available but Dawn Myers reported the following preliminary figures as profit from the Re-Enactment. Total tickets sold 1234. Swamp Fox Quilters members sold 688 tickets. 546 Tickets were sold at the Re-Enactment. Quilt Expenses were \$404.00 profit netted: \$830.00. 1 Cross Stitch \$40.00 and 2 Wall hangings were sold at \$40.00 each. The Lewis and Clark Quilt appliqued and put together by Joan Goodsell and quilted by Teresea Maddox, our former secretary....and appliqued by Joan Goodsell sold for \$425.00. Profit was from Re-enactment: \$1335. Final figures next month.

Membership Committee: Rita Studdard 36 members and 2 guests Anita Parker and Anita Bowen. Also make sure you give your correct contact information address changes, email changes and number changes to Rita Studdard to insure that you get any guild correspondence.

Correspondence: Sarah Simons - A sympathy card was mailed to Donna Chapman's Family.

Gwyanne Sawyer will be taking care of her daughter who is very ill and will be unable to attend meetings. Keep Gwyanne and her family in your thoughts and prayers.

Opportunity Quilt: Dawn Myers thanked Elaine Tanner and Martha Herbert for the gorgeous 2015 Opportunity quilt. Rita Studdard and her team will be making the 2016 Opportunity Quilt - It will be a two color quilt.

Workday: - Wanda Moody monitored groups with their projects. Even though small groups are purchasing fabric for the adult quilts; input from members on fabric donations indicated that the donations fabrics were necessary and will be used. Everyone is invited to participate in the fun and help with pillowcases next month.

TREASURER'S REPORT

Starting Balance - Apr \$ 4568.28

Credits

Interest	\$.03
Class Fees	\$60.00
Add In	\$25.00

Debits

Photos	\$23.19
Newsletters	\$53.00
Class and Travel	\$237.75

Ending Balance \$4339.40

Community Quilts: Elaine Holmes as of April 2015, 10 kids quilts 2 Adults and 38 Pillowcases. Dawn Myers asked how many adult quilts are in the process as 5 will be necessary. 3 quilts are being worked on by Carrie Agans's, Sarah Simons's and Rita Studdard's groups. We will be covered for the 5 mothers.

Program Chairperson Beth Twedell

May is an Open Sew Program – Members Choice Bring your own lunch. June: Hartsville Museum Challenge and Luncheon at the Hartsville Country Club. July: No Meeting. August: Candice Hassan Trip Around the World Quilt Class. Upcoming is the UFO Challenge Meeting

QSC Quilters of South Carolina Representative - Frances Kelly Reported that QSC's meeting was in Charleston. Highlights were samples of the upcoming classes for the October Retreat and the beautifully decorated tea tables at the Shriner's Club. Registration for the October retreat will be on QSC's website in July as well as information about classes. Newsletter will be sent to members who do not have computer access. You must be a member of QSC to participate and the dues are \$20.00. Karen Kirkland and Joan Goodsell won baskets and Joan Goodsell graciously accepted her appointment to make our basket for the October meeting. There is a QSC retreat in May open to 30 members.

Dawn Myers extended congratulations on behalf of Swamp Fox Quilters to Karen Kirkland the newly elected president of QSC.

Block of the Month: Louise Miller won the 16 Blocks submitted by members. The Block of the Month challenge for May is the Snowball Flower X-Block.

Library Drawing: Anne Nesmith won the library drawing.

Old and New Business: We need a new secretary and this job requires you to be precise and exact. The other option is that someone takes on the presidency of the guild and Dawn will be the secretary.

Show and Tell 11 members and Anita Bowen, showed a variety of quilts and pillowcases. Highlights were Dawn Myers pink and purple quilt for the Naomi House, Lucy Caldwell's quilt for her son-in-law who picked all the fabrics that she would never had picked and Frances Kelly's bunny table favor she gave to Anita Bowen. Elaine Holmes kept a count of the community pillowcases and quilts and will update the figures next month.

At 10:35 after a short break, Beth Twedell Introduced Anita Bowen, Former President of QSC, famous for her Galaxy Star Classes as well as having received numerous awards at QSC, Paducah, Knoxville and Aiken. She showcased quilts and techniques and spoke of the collaboration she has with her husband Vernon who is a Fiber Artist known for his beautiful hand dyed fabrics. Anita Bowen encouraged us to engage in a Spring Cleaning of our stashes, and move what we don't love along by sharing or donating.

The official Meeting ended at 11:20 and then Class with Anita Bowen Began.

Respectfully submitted by Rita Tompkins substitute secretary, April 2015



Quilt Shown during April Meeting

Block of the Month April 2015

Theme: Snowball Flower X-Block

Size: 12 1/2 inches

Colors: Flower fabric. Neutral Fabric



From your flower fabric, cut four 6 1/2 squares. From your neutral, cut Twelve 2 1/2 inch squares. Mark diagonal line on each neutral square. Position 3 of the squares on the corners of each 6 1/2 inch flower block. Sew on the diagonal lines, trim and press toward corner. Sew two of the resulting blocks together so that the corners without the neutral pieces meet.

Sew the other two blocks the same way then, sew these two together. The block should have all the neutrals on the outside edges and the solid corners in the center.



Chairpersons for 2015

2015 Challenge : Susan Rayment

2016 Challenge: Martha Herbert, Joan Goodsell

2016 Opportunity Quilt: Rita Studdard & Team

Block of the Month: Joan Goodsell

Civil War Re-enactment: Tish Von Hagel

Community Service: Elaine Holmes

Correspondence: Sara Simons

Historian: Naomi Narita

Library: Bonnie Marsee

Membership: Rita Studdard

Newsletter and Website: Leah Malasky


Public Relations: Lorene Arnette

QSC Liaison: Frances Kelley


Workday: Wanda Moody

2015 Newsletter Mystery Quilt - Clue #4

Clue four has us working with our yellow and neutral fabrics.



We will be making **36 Two Patches** that measure $2\frac{1}{2} \times 4\frac{1}{2}$ inches AND



18 pieced strips that measure $2\frac{1}{2} \times 10\frac{1}{2}$.

Scrap Method


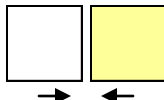
If you are using scraps to make your quilt follow these cutting instructions:



From your neutral fabrics, cut 72 squares that measure $2\frac{1}{2}$ inches.

From your yellow fabrics, cut 90 squares that measure $2\frac{1}{2}$ inches.

Sew a neutral square to a yellow square to form a rectangle that measures $2\frac{1}{2} \times 4\frac{1}{2}$ inches. Make 72 two patches. That should leave you with 18 left over yellow squares.

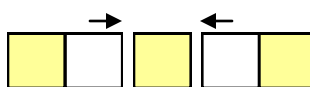


72 two patches



18 Yellow Squares

Next, take two of the yellow and neutral rectangles you just made and sew to a left over yellow square with the neutral fabrics next to the yellow square to create an alternating strip of squares that measure $2\frac{1}{2} \times 10\frac{1}{2}$ inches. Make 17 more strips the same way to have a total of 18.




This will give you 36 two patches and 18 strips of five alternating patches.


Strip Method

If you are using one fabric per color you can use the strip method to make your four patches.

From your neutral fabric, Cut **5** strips measuring $2\frac{1}{2} \times \text{WOF}$ (Width of Fabric). From your Yellow fabric, Cut **6** Strips measuring $2\frac{1}{2} \times \text{WOF}$.




Sew a yellow strip to a neutral strip. You should now have 5 strips that measure $4\frac{1}{2} \times \text{WOF}$ and one left over yellow strip measuring $2\frac{1}{2} \times \text{WOF}$.




Take **THREE** of these newly sewn strips and sub cut them into 42 smaller rectangles that measure $2\frac{1}{2} \times 4\frac{1}{2}$ inches.

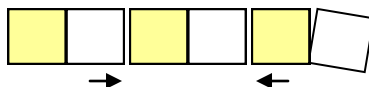
Take the remaining 2 yellow and neutral strips and sew them to the left over yellow strip to create an alternating five patch strip that measures $10\frac{1}{2}$ inches \times WOF.



Sub cut this strip into five patch strips that measure $2\frac{1}{2}$ inches by $10\frac{1}{2}$ inches strips. You should be able to cut 16 strips from this strip.



To make the remaining two strips, for a total of 18 five patch strips, take 3 of the two patches you sub cut previously and sew them into a set of six. Unstitch the white square from the end to create a five patch strip. Repeat this process one more time to give you a total of 18 five patch strips measuring $2\frac{1}{2}$ inches \times $10\frac{1}{2}$ inches.



Finally, from your neutral fabric, cut 68 squares that measure $3\frac{7}{8} \times 3\frac{7}{8}$ inches. Set these aside for next month's reveal clue.

Meyer Lemon Pie

Ingredients:

- 1 $\frac{1}{4}$ cups white sugar
- 3 large eggs
- 3 $\frac{3}{4}$ fluid ounces Meyer lemon juice
- $\frac{1}{4}$ cup butter, melted
- 1 (9 inch) pastry shell, unbaked



Directions:

1. Preheat oven to 350 degrees F (175 degrees C).
2. Place sugar, eggs, and lemon juice in a blender; blend until smooth, about 3 minutes.
3. Pour melted butter into the blender and blend for 30 seconds more.
4. Transfer lemon filling to the pastry shell.
5. Bake in the preheated oven until filling is just set, 30 to 35 minutes. Allow pie to rest until completely set before serving, about 15 minutes more.

Who Are You

Are you an active member,
The kind who would be missed,
Or are you just contented that
Your name is on the list?

Do you attend meetings
And mingle with the flock,
Or do you stay away
And criticize and knock?

Do you take an active part
To help the work along,
Or are you satisfied to be
The kind who just belongs?

Do you ever work on committees
To see there is no trick,
Or leave the work to just a few
And talk about the clique?

So come to meetings often
And help with HAND and HEART,
Don't be just a member,
But take an active part.

Think this over friend,
You know right from wrong,
Are you an active member
Or do you.....just belong?

Author unknown