

Swamp Fox Quilters



Some of the baby quilts that are coming in!

Officers:

President: Frances Kelley
FKelley321@bellsouth.net
 843-332-8020

Vice-
 President: Wanda Moody
 843-665-2225

Secretary: Elaine Holmes
rwIE005@gmail.com
 843-629-0397

Treasurer: Timi Bronson
All-sewed-up@roadrunner.com
 860-908-3894

Snacks for May

Sara Simons
 Gwynanne Sawyer
 Jane Wegner

As always, we appreciate the time and effort that you put into providing our snacks. Food shared among friends always brings us closer.

A Note from Your President

April: This time of the year is always busy, but I can think again, relax, and have fun now that I have finally finished our income taxes, written the checks, and they are in the mail.

It was great to learn about threads and needles from Jane Garrison. When I first started sewing, the only time I changed a needle was when it broke. Who else was guilty of this???


Again thanks to Rita and her committee for a great job on the opportunity quilt. The money made is the result of our members selling tickets. We appreciate your extra effort to make the project a success. Thank You!! We now have the 2017 quilt finished, a lovely modern grey and yellow one, thanks to Ray Vance and Timi Bronson. We will have the photo and tickets ready to give out in May so that we may begin the sales for the next re-enactment.

Still following the theme of having fun, work days have been great. These mini classes give us the opportunity to work together, learn new skills, and visit with each other. As quilters and as people, we have so much to learn from one another. If you have not been coming, pencil in April 21st on your calendar and come play with us.

See you on May 5, 2016, if not before.

Frances

2017 Opportunity quilt



Every April, God rewrites the Book of Genesis.
 ~Author Unknown

Spring has returned. The Earth is like a child that knows poems. ~Rainer Maria Rilke





Show and Tell: Wanda Moody, Nettie Austin, Ed Valentine, Ray Vance, and Rita Studdard.

Monthly Meeting Presentations

May 5, 2016, 9:30 A.M.


Susan Congdon will be here with a trunk show to be followed the next day, Friday, May 6, with a class, the basket weave. Those interested in attending the class can sign up. The cost is \$35, which includes the pattern.

June 2, 2016, 10 A.M.

The annual quilt challenge at the Hartsville Museum. Members will be able to view and vote on the challenge quilts that have been entered for this year. Luncheon will follow at the Hartsville Country Club. Cost for the luncheon is \$14. Invite a guest to share in the fun.

Chairpersons for 2016

2016 Challenge: Joan Goodsell, Martha Herbert
2016 Opportunity Quilt: Rita Studdard & Team
Block of the Month: Lorene Arnette
Community Service: Harry Sue Cockfield
Correspondence: Sara Simons
Historian: Naomi Narita
Library: Bonnie Marsee/Pam Bishop
Membership: Rita Studdard
Newsletter: Harriett Whitlock
Website: Leah Malasky
Public Relations: Lorene Arnette
QSC Liaison: Karen Kirkland
Workday: Susan Rayment



Basket Weave quilt for the May 6 class

Financial Statement for March 2016

Reconciled bank balance as of 3/27/16	\$5246.81
Income for March:	
Sale of donated items	\$110.00
Annual luncheon	56.00
Burn Ctr. Donation	10.00
Membership dues	30.00
Raffle quilt 2015 (2016)	669.11
Class kit & fees	5.00
Name tags	2.00
Library	<u>4.00</u>
	\$886.11
Expenses for March:	
Raffle quilt 2016 (2017)	130.00
Quilt Show Challenge	31.31
Supplies	229.60
Newsletter	28.00
Photos	<u>12.93</u>
	\$431.84
Net Income for March	\$454.27

Note:

Calling all members who would like to be included in our list of those who offer their paid services to make a quilt or to quilt existing tops for others. We will have a completed list in our next issue. Also a call has come out for anyone who can fix a damaged quilt. Please let us know.

April Program: Jane Garrison

We were delighted to have as our guest speaker this month Jane Garrison, a YLI expert on thread, its various applications and uses, and its relationship to the wide variety of needles. Her powerpoint lecture was informative, as was her supply of threads to sell so very tempting! Some of us who could not resist walked away with a bag of luscious threads. For those interested, her company is Threadnuts. She can be reached at Jane@threadnuts.com.



Upcoming Events in the Region


Artfields- a 9 day art extravaganza
Lake City, SC
April 22-30, 2016

Warrenton Quilt Days

April 15-17, 2016

Hundreds of quilts will be displayed in historic homes, churches, the Courthouse Square, public buildings, businesses, the Cotton Gin

www.warrentonquiltdays.com



Minutes from the April 7, 2016, Meeting

President Frances Kelley called the meeting to order at 9:35 am.

Membership: Rita Studdard reported 39 members and 3 guests present.

Treasurer's Report: Timi Bronson reported income for the month \$454.27, expenses \$431.84 and current balance of \$5,246.81. She also read a thank you letter for the donation made in Martha Herbert's name.

Minutes from the previous meeting were approved as presented.

2016 Opportunity Quilt: Rita Studdard gave a final report. Total amount from ticket sales was \$1,427.00, costs \$314.00, profit \$1,113.00. Rita Nuckles sold the most tickets and the winning ticket was sold by Karen Kirkland.

2017 Opportunity Quilt: Frances announced that the quilt on display was made by Ray Vance and quilted by Timi Bronson and is the Opportunity quilt for 2017. Tickets will be available soon. Frances reported the recommendation of the Board of Directors was to make tummy quilts for the Nurse Family Partnership. A motion was made and seconded. The motion passed. Frances showed some sample of the approximate size of 42x42 inches. Timi said she has a bolt of white flannel she will donate and will quilt tops for any members that wish.

Civil War Reenactment: Tish VonHagel thanked her committee members who helped and reported she is looking into the possibility of having a tent down on the main field. She will report back on her findings.

2016 Challenge: Joan Goodsell reminded members that all entries must be turned in at the May meeting along with an attached hanging sleeve and dowel. Complete paperwork must be attached and all items must be in protective case. Members who will be attending the luncheon must also pay the \$14.00 either by cash or check (made payable to Swamp Fox Quilters). She requested that a decorated clothes

Library: Bonnie Marsee had the winning name drawn and the winner was Rita Nuckles.

Correspondence: Sara Simons was asked to send a card to member Kathy Percy and one to Pricilla Hair, a friend of the guild.

QSC: Karen Kirkland reported on the success of Spring Meeting and showed the fan that was a hit. The fans will be available at the Fall Retreat. There are several changes for the Fall Retreat and information will be coming out soon.

Workday: Susan Rayment reported that workday this month will include Beth Twedell continuing the basic quilting class. For members taking the class scheduled in May, a room will be available to pre-cut fabrics required for the class. Rita Studdard will teach a mug rug class at the May workday. Those interested can purchase a kit from Rita for \$4.00, which includes everything needed **except batting**. Susan Rayment showed a notebook cover that she will give a lesson on at the June workday for those members interested. Members were also reminded that the all day class being taught by Susan Congdon on Friday May 6th entitled Basket Lattice costs \$35.00 including the pattern.

Block of the Month: Lorene Arnette displayed the tulip block for May. She is providing the white background fabric and the pattern. If a member takes a block and is unable to finish it, please bring it back to Lorene. The winner of this month's blocks was Wanda Moody.


The guest speaker Jan Garrison gave a comprehensive lecture on thread.

Refreshments: Judy Voss thanked Wanda Moody and Gloria Browder for the refreshments today. Sara Simons, Gwynanne Sawyer, and Jane Wegner will be in charge of refreshments at the May meeting. Door Prizes were won by Lorene Arnette, Carol Lindler, Ramona Eggleston, Harry Sue Cockfield and Peggy O'Quinn.

Show and Tell: 7 members participated.

Submitted by: Elaine Holmes, Secretary

Show and Tell: Ed Valentine, Harriett Whitlock, Ray Vance (Left), Harriett Whitlock (Right)




Block of the Month: Tulips for May

"April Showers Bring May Flowers" - May's BOM is an appliquéd tulip block, on a white muslin background. Members were provided an 18" bleached, white muslin square to use with their own choices for tulip blossoms, with green stems and leaves. Block to be trimmed (by the block winner) to 16-1/2" unfinished block (16" finished). Any member who did not receive the muslin square and instructions and pattern call Lorene Arnette. She will mail these items to you. Don't forget, the BOM for June is "Quilters Choice." Make your favorite block, using any colors, but you must use SOME blue.

(Note from Lorene) Ladies and gentleman -

I made a **HUGE** mistake on the instruction sheet for the May BOM - I took the instructions and templates from a Sampler Magazine and found, when I made my sample block that it was way, way too crowded for 12-inches. I did change the dimensions in the body of the instruction sheet, but overlooked the top line which says finish at 12-inches. **THAT IS WRONG!** I also noticed another mistake, which says the background square is 1" which is an obvious error; not so obvious is the 12-inch dimension on the top line. I am SO sorry about these errors; Again I apologize for the inconvenience for you.



Workday News

The March Workday was abuzz with landscape quilters busily piecing their art pieces. Led by Ray Vance, the participants learned new techniques for creating these mini art works. Thanks, Ray, for a fun-filled morning.

The April Workday will continue the basic quilting class, led by Beth Twedell. In the second room, those taking the May 6th class have the opportunity to cut their fabric for the basket weave quilt. Frances will be present with her quilt to lend an experienced hand and to answer questions. Don't forget your fabric and cutting supplies. You will need your sewing machine and basic supplies for Beth's class.

The May Workday, led by Rita Studdard, will feature the mug rug shown below. The kit is \$4. Sewing machine and basic sewing supplies needed. June is a steno pad cover class taught by Susan Rayment.



Join us for these
Workday classes!

Raffle Quilt 2016

Congratulations to Laura Lindler of Irmo, SC, the winner of our 2016 raffle quilt! She purchased her ticket at the Myrtle Beach Party from Karen Kirkland. Thanks, Karen, for going the extra mile and showing our quilt! Rita Nuckles is our winner for selling the most tickets. Rosemary Carroll and I delivered the quilt to Laura and she was thrilled with her win! We made around \$1100 profit. Thanks to all of you for doing your part to make it a successful year.

--Rita Studdard



Tip to Consider

Having a hard time removing that one piece of fabric in the middle of a stack of fabrics without destroying the stack? Some use a magazine placed under the targeted fabric, but a neater way is to use that large square plexiglass ruler that you have. It won't bend or get stuck in the middle of the stack. Even better is to put one ruler above the fabric, one below, and pull out the fabric. Then slide out the rulers. The stack stays neatly folded and you haven't pulled out your hair or said some choice words.

Tish was the proud winner of a basket of goodies at the Spring Meeting of QSC in Spartanburg last month.



Re-enactment Recap: Battles, mini sewing projects, quilt displays, and a WEDDING!


Portable Pressing Table: Just in time for the May class

This month's project is a step saver when piecing at your machine. All it takes are a wooden TV tray (relatively inexpensive, found at Walmart), Insul-Brite or several layers of batting, fabric (either muslin or the heavier décor fabric), and a heavy duty stapler. Once you have it in your sewing room, you'll find more than one use for it—laying out blocks for piecing, pressing those seams, holding your notions and supplies within arm's length. Once you have finished with it, simply fold it up and stash it until the next sewing session. It will become one of your favorite supplies to carry to classes and retreats. The addresses for two tutorials are listed below along with some photos from the sites. If you do not have access to the internet, the instructions are simple: Cut out the batting and fabric, tuck under the table, and staple securely.

<http://craftycupboard.net/2012/09/how-to-easy-portable-ironing-table/>

<http://www.american-quilting.com/blog/?p=1908>

An alternative is to add a removable cover, edged in elastic for ease in replacing when dirty



Show and Tell Participants: June Jenkins, Ramona Eggleston, Nettie Austin, Jane Wegner, Ray Vance



Don't forget to bring your projects for Show and Tell. Share your creativity!

SPOTLIGHT ON OUR MEMBERS

Frances S. Kelley

(President)

Swamp Fox Quilter since 2006, also a member of Coastal Carolina Quilters, Surfside Beach, Quilters of SC, SAQA, and AQS

I love to take classes!!! I have many unfinished projects because I see something else to try that is different. I like modern quilts and art wall hangings. Machine applique is my way to go as I do not like to sit still too long. I like the special quilt that I made from blocks given to me after I was President of SFQ for 2 years. It stays on one of my guest beds. I also have a favorite wall hanging made of Sunbonnet Sues which were made from my baby dress, a dress from my daughter, and one each from my 2 granddaughters.

I have lived in the general area of Kelletown (Hartsville) all my life. Am married, have 1 daughter, 1 son-in-law, 2 granddaughters. I coached REL JV tennis team 5 years ago. I like to go alligator hunting with my son-in-law. I physically helped my brother-in-law build a barn for my goats. For years my husband and I had a small airplane and enjoyed flying in it. I love to stay at our lake house (fishing and sewing). Have done a lot of traveling, including several trips to Europe, Far East, including China, Japan, Singapore, and Russia, and many other countries. I am an active member of DAR, Garden Club, Jacob Kelley Historical Guild. I also enjoy Florence little Theater and the Hartsville Community Players.



Rosemary Carroll

Joined January 2015. I started quilting a long time ago but did not pursue it since I was busy working and raising my two boys. I usually pick out a design or type of quilt for the person I am making it for. I don't have much experience hand/machine quilting so I usually send it out to be quilted. I don't have any experience in applique. I'm inspired to start a new project by an event. I'm going to be a great grandma so I'm making baby quilts and other items. I don't have a favorite quilt since each quilt is special to me. I love the person for whom I made it, and I have been putting Bible quotes on all my quilts going forward.

I have lived in SC for about 10 years, was transferred here from Wisconsin for a job. I'm originally from California. I came from a large family of 14. My family settled in central CA nearly 100 years ago! I like cooking and reading books on my iPad, especially inspirational books.



Rita Thacker Studdard

Birthday Oct. 21

(Membership Chairperson)

Joined in 2001; a founding member of the Quiltmakers in Kankakee, Illinois.

I've been quilting since the early '70's. I like traditional styles, projects with a touch of whimsy, and then again I often have to make something using a "new to me" technique, such as landscapes, fractured quilts, dyeing techniques, etc. I have hand quilted small projects but machine quilt also. Bed size quilting is always done by a professional. My favorite method to applique is lined applied by machine. My yearly inspiration is our annual challenge.

"Picnic in SC" would be my favorite quilt. It hangs in my sewing room. I hand appliqued ants hauling off the picnic goodies out of the basket. It's set on a white, lace edged "tablecloth" on top of a checkered round tablecloth in the grass.

We're a military family. Paul was in the submarine service for 20 years. We're from Alabama, met on school bus #98, married 45 years. We have 2 children, 5 grandchildren. We've lived in Maryland, Massachusetts, Virginia, New York, Illinois, and SC three times. I'm basically shy but I love getting groups together to try new techniques or crafts. Every time Paul would leave for patrol, which lasted 3 months, I would take a class in crafting. It served as my personal time away from the children to keep my sanity. I have done numerous crafts, but am a master of none. I can paint, tat, make baskets, concrete leaves, needle felt by hand, woodwork, locker hook, sculpt with clay, grow orchids, container gardening, smock, heirloom sewing, and in between I try to quilt and have pet chickens.



Susan Rayment

(Work Day Chairperson)

I joined the guild in 2008. I started to teach myself how to quilt in 2006; however, I started garment sewing when I was thirteen. I like to try new techniques, especially for our annual challenge. I like to paint on cloth, applique and thread paint, as well as piece. I machine quilt my pieces on a domestic machine. One quilt I really enjoyed doing was the triangle log cabin. A few quilts I am most proud of are the 6 block feathered star quilt which was the first quilt I entered in the annual challenge. I honestly can't say I really enjoyed it. The other quilt is the cotton boll pattern wall hanging. It was applique and I did free motion feather quilting in the open spaces, and I enjoyed doing it. My husband and I were both born and bred in England. We moved to Florence in 1995 from Toronto. We love biking, gardening and cooking, and enjoy visiting the Outer Banks to relax, eat well and body surf the swells.

